


Salazopyrin ad infinitum!



"It is concluded that maintenance treatment of ulcerative colitis with sulphasalazine (salazopyrin) should be continued indefinitely unless contraindicated by side effects."¹

The results of the above controlled trial carried out at the Nuffield Department of Clinical Medicine, Radcliffe Infirmary, Oxford are all the more welcome as earlier trials of cortisone² and prednisone³ at standard dosages have shown them to be ineffective in reducing the number of recurrences of ulcerative colitis.


"Fortunately, Sulphasalazine tablets, 0.5 grams 4 times a day will prevent relapses in the majority

of patients with colitis, and only a few patients cannot tolerate this relatively small dose, which can be continued indefinitely since we do not know when, if ever, it can be safely stopped".⁴

Salazopyrin (sulphasazine) is available as the plain 0.5g. tablet, 0.5g. EN-tab and as an 0.5g. suppository.

Literature and detailed information on Salazopyrin are available on request.

"The patients who received dummy tablets had more than four times the relapse rate of those receiving sulphasalazine".¹ (Salazopyrin).



Both groups of patients had been satisfactorily maintained for 1-5 years on Salazopyrin prior to the study, in which they took Salazopyrin or placebo for 6 months.

1. Gut (1973) 14 923-926
2. Brit. med. J. (1959) 1 387-394
3. Lancet (1965) 1 188-189
4. General Practitioner (1972) April 7 p11

Salazopyrin is a registered trade mark.

Further information on request from:-
Pharmacia (Great Britain) Ltd.
Paramount House,
75 Uxbridge Road,
London W5 5SS.
Telephone: 01-579 0102/7



LEADING FRENCH
JOURNAL IN THE FIELD

archives françaises
des maladies de

L'Appareil Digestif

Journal of the Société Nationale française de Gastro-Entérologie and its affiliates, the archives publish the work of practitioners, surgeons, radiologists and biologists specializing in hepatology and gastroenterology. Articles include reviews and original papers devoted to clinical, biological, therapeutic, radiological or anatomopathological research.

Appearing under the title, **Biologie et Gastro-Entérologie**, 4 special issues are consecrated to biological and experimental research on the digestive tube and related glands.

Articles in French or in English with summaries in both languages.

Some recently published articles:

Acute colitis due to cytomegalovirus infection in immunodepressed patients. Report of two cases. – M. BEAUGRAND, M. RENOUX, G. MOLAS, J.-J. ALTMAN et P. BERNARDES.

Routine double contrast radiography for the detection of colonic polyps. – R. MARTI, P. DESCOMBES, J. DELAMARRE, J.-L. DUPAS, J.-P. CAPRON et G. TRINEZ.

Gastroscopy with gastric biopsy in 50 patients with carcinoma of the stomach radiologically probable or certain. – D. BLANC, F. BOULENGER, J.-L. PRÉEL et J.-P. HARDOUIN.

Renal tubular acidosis and alcoholic liver disease. – P. VESIN, J. GOUEROU, M. DERVICHION, D. AGAK, M. AZOGUI et D. CATTAN.

Zollinger-Ellison syndrome due to a gastric gastrinoma. – J.-C. SOULÉ, F. POTET, F.-C. MIGNON, M. JULIEN et J.-P. BADER.

Leiomyosarcoma of the colon. Report of a case possibly induced by radiotherapy. – M. LIBESKIND, F. LUGAGNE, J. MALBRAN, J. TROUILLARD et P. GUYET-ROUSSET.

Fluorescent amoebic antibody test in a patient with secondary carcinoma of the liver. – J. BOMPART, J.-P. GENDRE, P. ROMANO, R. HOUIN et Y. LE QUINTREC.

SUBSCRIPTION FORM

☐ Please enter my subscription* to **Archives Françaises des Maladies de l'Appareil Digestif (12 issues)**.

☐ Please send me a sample copy.

Name _____

Address _____

* All subscriptions run from January to December of current year.

MASSON 

Paris - New York - Barcelone - Milan

FRANCE (*Départements français de Métropole et d'Outre-Mer*) (MASSON, 120, bd Saint-Germain, F75280 Paris cedex 06) .. 230 FF

ITALY (E.T.M.I., Via Giovanni Pascoli 55, 20133 Milano.

SWITZERLAND (CRISPA S.A., 55, bd de Pérolles, 1700 Fribourg) 177 FS

U.S.A. (MASSON PUBLISHING U.S.A. INC., 14 East, 60th Street, New York, N.Y. 10022). \$ 68

OTHER COUNTRIES (MASSON, 120, bd Saint-Germain, F 75280 Paris cedex 06) .. 280 FF

Endoscopy confirms that De-Nol heals ulcers

Double-blind clinical trials, involving endoscopic diagnosis, follow-up and assessment, have shown De-Nol to heal up to 90% of gastric and duodenal ulcers, with safety; no serious side-effects being reported.

De-Nol * heals gastric and duodenal ulcers
* early relief of pain
* is free from serious side-effects



"The combination of lack of side-effects in addition to promotion of ulcer healing suggests that (De-Nol) has a clinical role in the management of the ambulant patient with duodenal ulcer." GUT 1974 15 189-193.

"The degree of healing with (De-Nol) is comparable to, or better than that achieved by the most extensively used ulcer-healing agent, carbenoxolone sodium." BSG, Birmingham, September 1974; GUT 1974 15 833.

De-Nol

tri-potassium di-citrate bismuthate

Unique ulcer therapy



For further information, contact:
Brocades (G.B.) Ltd.,
West Byfleet, Surrey.
Byfleet 45536.



Alternative dosage regimen of Caved-S produces impressive results in chronic duodenal ulcer

Endoscopic examination proved chronic duodenal ulceration in 32 male patients, whose clinical histories ranged from 2 to 30 years.¹

ADEQUATE DOSAGE

2 Caved-S tablets 5 times daily for up to 24 weeks

"... the daily dose selected was the median of that advised in a series of patients treated with deglycyrrhizinized liquorice tablets who had failed to respond to other measures and had been referred for surgery..."¹

THOROUGH CHEWING OF THE TABLETS

mixed Caved-S with the saliva appears to play an important role.

"Saliva may have a role of its own or a synergistic action with constituent of the liquorice extract. Work in India (Malhotra *et al*, 1965) has suggested that eating foods which do not require chewing results in an increased incidence of duodenal ulceration and that saliva exerts a protective action in peptic ulceration (Malhotra 1967; Malhotra, 1967)."¹

SWALLOWING ON AN EMPTY STOMACH

allows the bolus of Caved-S and saliva to reach the prepyloric area of the stomach, where maximum demulcent effect and healing occur.

"The advice that the agent should be taken on an empty stomach in the ambulant patient could be crucial. Simple studies on patients presenting for barium-meal examination have shown that if a small sip of barium is taken while in an upright position when the stomach is empty the bolus of barium rapidly travels down the lesser curve of the stomach and comes to rest in the prepyloric region. This may effectively produce a 'positioned release' preparation, and the bolus of mixed saliva and deglycyrrhizinized liquorice would appear to be strategically placed to exert maximum demulcent or healing effect."¹

RESULTS


Endoscopic examination showed that Caved-S had healed the ulceration in ALL 32 patients and in most the mucosa appeared normal.

¹A Retrospective Endoscopic Survey of 32 patients. *The Practitioner*, (1975).

Further information is available on request.

**Tillotts Laboratories, Unit 24,
Henlow Trading Estate, Henlow, Beds.**

Worth looking into



Pyser Limited are pleased to introduce the Fujinon range of flexible endoscopes.

In designing this range, Fuji worked in co-operation with practising Endoscopists throughout the world. One of the most important features resulting from this is that the diameter of the flexible section has been considerably reduced without sacrificing optical quality or operating performance.

Another important feature is the sealed image bundle. This prevents fluid leaking into the optical fibres, thus avoiding time consuming, costly repairs which result from this type of problem.

Air, water and suction are controlled by electronic micro-switches for simple trouble-free operation, powered by the low cost light source.

A choice of 35mm still or 8mm cine automatic photography is available from the Fuji camera range, utilising the standard light source.

Fuji, one of the world's leading optical companies, have been producing fibre bundles for many years and the image quality of the Fujinon fibrescopes is unsurpassed.

Send for literature or a hospital demonstration — Fujinon fibrescopes have many other special features worth your attention —

and are backed with after sales service by Pyser Ltd., a company with more than 50 years experience in the optical and scientific industry.

FUJINON


New Fujinon Flexible Endoscopes

Sole UK Distributor: Pyser Ltd.,
Edenbridge, Kent
For full information please contact:
Pyser Ltd., Endoscope Division,
102 College Road, Harrow,
Middlesex HA1 1BQ. Tel: 01-427 2278

In haemorrhoids Fybogel complements topical therapy, by raising the level of natural fibre in the diet.

Fybogel produces softer, well-formed stools. And that reduces straining—a principal cause of haemorrhoids. By complementing topical therapy Fybogel helps to provide a complete treatment for haemorrhoids.

Strain remover



THE END OF THE RETENTION ENEMA IN ULCERATIVE COLITIS THERAPY

New

hydrocortisone acetate rectal foam

Retention enemas are messy to administer, uncomfortable and difficult for the patient to retain.

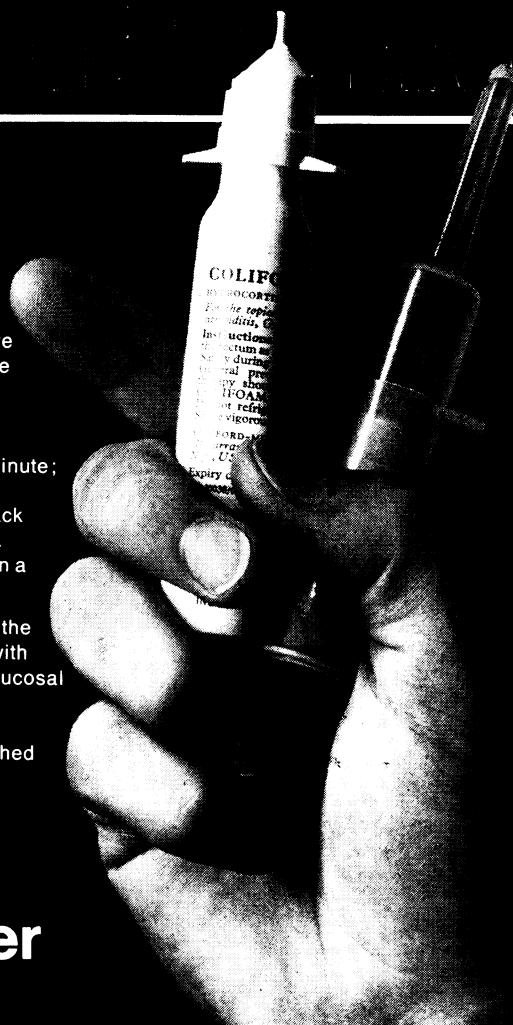
Now Colifoam offers a better alternative in the treatment of ulcerative colitis and proctitis. It presents effective topical steroid therapy as an aerosol foam. Colifoam has several practical advantages: the patient can instil a dose (only 5 ml.) in less than half a minute; the foam is easily retained without leakage problems, and the compact pack with applicator is easy to carry around. Yet Colifoam is no more expensive than a retention enema.

And Colifoam works at least as well as the older method. Trials have shown that with Colifoam there is an improvement in mucosal conditions throughout the colon, with prompt relief of tenesmus^{1,2,3} Extensive trial use through hospitals has established a high level of patient acceptance.

Further information and data sheet available on request.

Professional Relations Division
Stafford-Miller Limited, Hatfield, Herts.

Stafford-Miller



Gastroenterology 3rd Edition

Henry L. Bockus MD, Emeritus Professor of Medicine, University of Pennsylvania School of Medicine, with 35 contributors.

The first three volumes in this famous reference work on gastroenterology each cover particular aspects of the alimentary system, treating them in exhaustive detail and including hundreds of photographs and line drawings.

- **Volume I** Examination of the Patient. Diseases of Esophagus and Stomach ISBN 0 7216 1773 5
- **Volume II** The Small Intestine and Colon. Chronic Inflammatory Diseases of the Intestine ISBN 0 7216 1774 3
- **Volume III** The Liver, Gall Bladder, Bile Ducts and Pancreas ISBN 0 7216 1775 1

Each volume covers the causes of disease, clinical features, diagnosis and therapy. Tests and clinical procedures receive detailed attention and each hardback volume averages 1000 pages.

Price per volume £26.50 net Published 1976



Write now to Colin Dann, Publicity Manager, for your inspection copy of 'Gastroenterology', quoting reference WBS 12. Our Freepost address is Holt-Saunders Ltd., Freepost EA86, Eastbourne, East Sussex BN21 1BR.

W. B. Saunders Company Ltd

1 St. Anne's Road Eastbourne BN21 3UN