

SCANDINAVIAN JOURNAL OF Gastroenterology

CONTENTS

Volume 13, No. 8, December 1978

<i>The Vagogastrone Mechanism in Man</i> B. Stenquist, U. Knutson & L. Olbe ...	895
<i>Small-Bowel Adaptation after Colectomy in Rats</i> Z. H. Woo & K. Nygaard ...	903
<i>Food-stimulated Acid Secretion Measured by Intragastric Titration with Bicarbonate in Patients with Duodenal and Gastric Ulcer Disease and in Controls</i> G. Bodemar, A. Walan & G. Lundquist ...	911
<i>A Comparison of Glucagon, Gastric Inhibitory Peptide, and Secretin on Gallbladder Function, Formation of Bile, and Pancreatic Secretion in the Cat</i> R. Jansson, G. Steen & J. Svanvik ...	919
<i>The Secretin-CCK Test and a Modified Lundh Test—A Comparative Study</i> P. Rolny & R. Jagenburg ...	927
<i>Phlebography in Long-Term Catheterization of the Subclavian Vein—A Retrospective Study in Patients with Severe Gastrointestinal Disorders</i> C. K. Axelsson & F. Efsen ...	933
<i>Infusion Cholecystography—An Aid in the Diagnosis of Acute Cholecystitis</i> L. Lindblad, K. Rosengren, B.-F. Zachrisson & T. Scherstén ...	939
<i>Serum Group I Pepsinogens and Gastrin in Relation to Gastric H⁺ and Pepsin Outputs before and after Subcutaneous Injection of Pentagastrin</i> H. L. Waldum, P. G. Burhol & B. K. Straume ...	943
<i>Changes in Gastric Mucosal Cell Proliferation after Antrectomy or Vagotomy in Man</i> O. Hart Hansen, J. K. Larsen & L. B. Svendsen ...	947
<i>The Role of Serum Ferritin in the Management of Idiopathic Haemochromatosis</i> R. G. Batey, S. Hussein, S. Sherlock & A. V. Hoffbrand ...	953
<i>Response of Basal and Pentagastrin-stimulated Gastric Secretion and of Serum Gastrin to Short- and Long-term Intravenous Infusion of Salmon Calcitonin in Hyperchlorhydric Subjects</i> F. Paul, F. Neumann & H. Huchzermeyer ...	959
<i>Pancreatic Dose-Response Curves to Cholecystokinin Determined by Two Techniques in Dogs</i> M. V. Singer & H. Sarles ...	969
<i>Evaluation of Methaemalbumin in Acute Pancreatitis</i> P. G. Lankisch, H. Koop, J. Otto & U. Oberdieck ...	975
<i>The Influence of an Abnormal Duodenal Loop on Basal and Food-stimulated Serum Gastrin Concentrations</i> P. Thommesen, P. Fisker, N. A. Lövgreen, M. Brandsborg & O. Brandsborg ...	979
<i>Intestinal Lymph Chylomicron Cholesteryl Ester during Duodenal Triolein Infusion at Increasing Rate</i> S. Bennett Clark & K. R. Norum ...	983
<i>The Influence of Salicyl-azo-sulfapyridine on the Immune Response to Antigenic Tumour Cells Inoculated into the Coecal Lumen of C3H Mice</i> M. Lau Laursen ...	991
<i>Duodenal Pressure Activity Recorded by an Intraluminal Electrical Transducer in Man</i> M. Osnes, S. Larsen & J. Myren ...	999
Index	

Now: together: a unique ostomy system and the best in skin care

SURGICARE System 2

Trademark

Surgicare™ System 2 saves the daily trauma of peeling off adhesive bags often resulting in irritation, soreness and discomfort.


The Stomahesive™ with Flange can be left on the skin undisturbed for several days whilst pouches are replaced as often as necessary... so simply.

Kinder to the skin

Stomahesive™ with Flange may be used by patients who have experienced sensitivity reactions when using ordinary adhesives and karaya or where perspiration under the adhesive is a regular source of irritation and discomfort

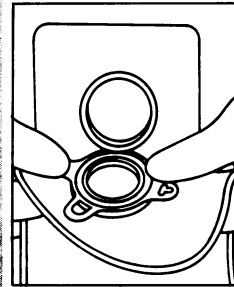
Unequaled comfort

The Stomahesive™ base will mould to irregular contours of the skin and is so easy to apply without wrinkling. Comfort is derived not only from the feel of Stomahesive™ against the skin but from the confidence that the appliance will be secure and leak free irrespective of the condition of the skin.

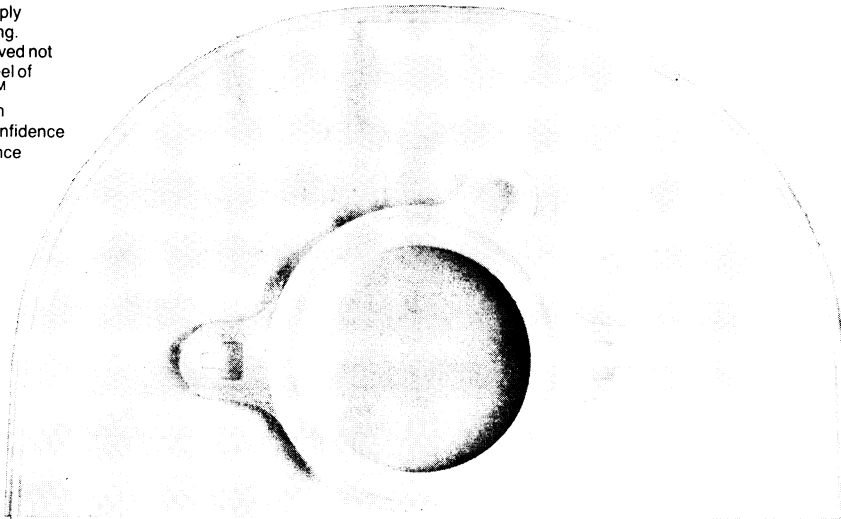


Avoids adhesive trauma

With the Stomahesive™ flange remaining undisturbed, pouches may be removed and replaced as necessary.



The colostomist, for example, may change pouches several times a day without the need to disturb the Stomahesive™ base and its flange.



Please send me your illustrated brochure on Surgicare™ System 2. No stamp required. BLOCK CAPITALS
Address your envelope to Squibb Surgicare Limited, Freepost TK 245, Twickenham TW1 1BR
Name _____ Address _____ GUT





Wiley

NEW YORK · CHICHESTER
BRISBANE · TORONTO

Wiley Clinical Gastroenterology Monograph Series

ULCERATIVE COLITIS

by M.J. Goodman, *The Bury General Hospital, England*,
and M. Sparberg, *Northwestern University, Chicago*.

A practical, general review of the subject which clearly describes the diagnosis and management of patients with ulcerative colitis. Based on the authors' clinical experience, it provides the essentials of the aetiology and natural history of the disease, as well as important implications in the management of pregnant women, children, and ileostomy. Illustrations and pertinent reference sources are included.

In Press approx. 175 pages
0471 48895 X approx. \$23.75/£12.70

SPECTRUM OF VIRAL HEPATITIS

by R.S. Koff, *Veterans Administration Hospital and Boston University School of Medicine*.

A comprehensive data-base on the virology, immunology, epidemiology, and clinical features of acute viral hepatitis. The clinical spectrum of hepatitis virus infections, their differential diagnosis, and their management are emphasised. It will serve as a major reference source of detailed information on all aspects of viral hepatitis, which represents a major public health problem, and is an area in which there has recently been significant progress.

In Press approx. 235 pages
0471 03695 1 approx. \$23.75/£12.70

DISEASES OF THE GALLBLADDER AND BILIARY SYSTEM

by L.J. Schoenfield, *Director, Department of Gastroenterology, Cedars-Sinai Medical Center, Los Angeles, and Professor of Medicine, UCLA*.

Presents a comprehensive text on the pathophysiology, diagnosis and treatment of diseases of the liver and biliary system. Each interrelated chapter provides complete coverage of an individual area with emphasis on pathogenesis and a conceptual and practical approach to diagnosis and treatment.

December 1977 378 pages
0471 76246 6 \$40.20/£22.50

GASTROINTESTINAL BLEEDING: Diagnosis and Management

by J.A. Balint, I.J. Sarfeh, and M.B. Fried, all of *Albany Medical College*.

Presents a problem-oriented approach to all aspects of gastrointestinal hemorrhage, including clinical diagnosis, pathophysiology, radiologic, endoscopic and angiographic diagnostic methods, and medical and surgical therapy.

August 1977 128 pages
0471 04607 8 \$20.05/£10.60

COMPLICATIONS OF GASTRIC SURGERY

by D. Fromm, *Departments of Surgery, Harvard Medical School and Beth Israel Hospital*.

This illustrated volume provides an up-to-date pathophysiological approach to the understanding and treatment of complications that may occur after a patient has recovered from the acute effects of gastric surgery. Methods used successfully to diagnose and treat post-operative symptoms are described, and controversies involving pathophysiology are extensively discussed. In addition, the author discusses the indications for operative treatment and the physiological purposes of such operations, as well as clinical advances in many areas.

November 1977 176 pages
0471 28291 X \$26.90/£14.25

ABDOMINAL GRAY SCALE ULTRASONOGRAPHY

edited by B.B. Goldberg, *Thomas Jefferson University School of Medicine, Philadelphia*.

A complete and up-to-date survey of how two-dimensional gray scale ultrasonography allows imaging of abdominal organs not delineated by roentgenology. It provides a basis for a thorough understanding of the capabilities and imaging characteristics of this new and rapidly developing field of medical diagnosis. Each of the major abdominal organs is covered in a separate chapter and extensive use is made of plates to illustrate cross-sectional anatomy.

November 1977 382 pages
0471 01510 5 \$46.70/£24.60



John Wiley & Sons Limited

Baffins Lane · Chichester · Sussex PO19 1UD · England

NEW

in oesophageal ulcer, erosions and oesophagitis

PYROGASTRONE

95% OF PATIENTS HEALED OR IMPROVED¹

"The results . . . are the most impressive we have so far observed in the treatment of reflux oesophagitis and suggest that Pyrogastrone* is the most effective agent now available for the treatment of this condition."¹

1. Double blind controlled trial on 37 patients treated for 8 weeks. *Curr. med. Res. Opin.* (1978), 5:638.



Chewable Pyrogastrone tablets coat the oesophageal mucosa with a tenacious, soothing alginate-antacid foam, which protects it from reflux, buffers against regurgitated acid and bile, and localises the action of a low but effective dose of the healing agent carbenoxolone.

Formula. Each chewable, strawberry flavoured tablet contains carbenoxolone sodium B.P. 20 mg, magnesium trisilicate B.P. 60 mg and dried aluminium hydroxide gel B.P. 240 mg in a base containing alginic acid B.P.C. 600 mg and sodium bicarbonate B.P. 210 mg. **Presentation.** Cartons of 4 x 25 tablets in foil strips. **Indications.** For the treatment of oesophageal inflammation, erosions and ulcers due to hiatus hernia or other conditions causing gastric reflux; and for the relief of heartburn, flatulence and other symptoms associated with reflux oesophagitis. **Dosage. (Adults).** One to be chewed immediately after meals 3 times a day, and two to be chewed at bedtime. **Safety factors.** Pyrogastrone should not be prescribed for patients suffering from severe cardiac, renal or hepatic failure, or for patients on digitalis glycosides, unless serum electrolyte levels are monitored at weekly intervals to detect promptly the development of hypokalaemia. Special care should be exercised with patients predisposed to sodium and water retention, potassium loss and hypertension (e.g. the elderly and those with cardiac, renal or hepatic disease) since the carbenoxolone content of Pyrogastrone can induce similar

changes. Regular monitoring of weight and blood pressure, which should indicate the development of such effects, is advisable for all patients. A thiazide diuretic should be administered if oedema or hypertension occurs (spironolactone should not be used because it hinders the therapeutic action of carbenoxolone). Potassium loss should be corrected by the administration of oral supplements. No teratogenic effects have been reported with carbenoxolone sodium, but careful consideration should be given before prescribing Pyrogastrone for women who may become pregnant.

*The Pyrogastrone tablets used in this trial contained 20 mg carbenoxolone in a base containing antacids and 200 mg alginic acid. The control tablets contained the same base, but without carbenoxolone. Since this trial, the quantities of alginic acid and antacids in Pyrogastrone tablets have been trebled.

Pyrogastrone is a registered trade mark. Made under licence from Biorex Laboratories, Brit. Pat. Nos. 843133 and 1390683. Full prescribing information is available on request from Winthrop Laboratories, Surbiton-upon-Thames Surrey.

New books from Blackwell

Clinical Gastrointestinal Immunology

H.C. Thomas B.Sc. Ph.D. M.R.C.P. and D.P. Jewell M.A. D.Phil. M.R.C.P. Spring 1979. 300 pages, 40 illustrations. About £15.00

This postgraduate text provides an up-to-date account of the immune defence mechanisms and immunopathological states of the gastrointestinal tract and liver. A short introduction on basic immunology serves to make the following text palatable to physicians, as well as to clinical immunologists. It covers a wide range of important diseases and includes a study of the immunological aspects of parasitic infection.

Topics in Gastroenterology: 6

Edited by S.C. Truelove M.A. M.D. F.R.C.P. and M.F. Heyworth M.A. M.B. B.Chir. M.R.C.P. January 1979. 400 pages, 50 illustrations. Paper, about £15.00

This is the latest in a series of volumes designed to consider aspects of the normal functioning of the digestive system and its diseases; they are designed for both gastroenterologists and non-specialists and present an informed and up-to-date account of selected topics of current interest.

Practical Gastrointestinal Endoscopy

P.B. Cotton M.D. F.R.C.P. and C.B. Williams M.B. M.R.C.P. Summer 1979, 288 pages, 250 illustrations. About £15.00

This lavishly illustrated text provides doctors with a practical guide to all aspects of fiberoptic gastrointestinal endoscopy. It includes details of technique and discussions on instrumentation, organisation of an endoscopy unit, methods of documentation and photography, and the role of nursing assistants.

Gastrointestinal Pathology

Basil C. Morson V.R.D. M.A. D.M. F.R.C.Path. and I.M.P. Dawson M.A. M.D. F.R.C.P. F.R.C.Path. Second Edition, Summer 1979. 800 pages, 340 illustrations. About £30.00

'Altogether this is an excellent book, which is highly recommended for the histopathologist, who cannot afford to be without it, for the gastroenterological physician and surgeon, and as a reference work for many others.' *British Journal of Hospital Medicine* (on the first edition)

Blackwell Scientific Publications

TODAY'S TREATMENT/2

The first volume of *Today's Treatment* has proved a best-seller. Doctors clearly welcome its down-to-earth advice on the selection of effective remedies for common disorders. The second volume covers endocrine and metabolic diseases, cardiovascular disorders, and the alimentary system. Again the chapters are based on articles first published in the *BMJ*; and the advice provides busy practitioners with a reliable working manual.

Demy Octavo—Paperback—
216 pages — ISBN 0 7279 00250

Price: Inland £4.00;
Abroad US\$10.00, including postage

Payment must be enclosed with order or a surcharge of 30p will be made for rendering invoices and statements

Order your copy now from

The Publisher,
BRITISH MEDICAL JOURNAL,
BMA House,
Tavistock Square,
London WC1H 9JR

or through any leading bookseller



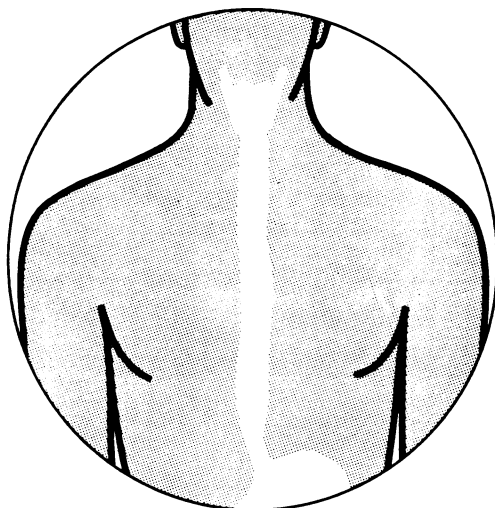
Our range is as impressive as our scope

Gastrosopes · Gastro-duodenoscopes
Colonoscopes · Sigmoidoscopes

ACM have been making sturdy,
precision endoscopes for over 70 years.
Time enough to establish themselves as
a technical leader. So when the choice
of maker is yours, select ACM.



ACM ENDOSCOPY LTD.
7 Beeches Avenue, Carshalton Beeches,
Surrey SM5 3LB Telephone: 01-647 6671
Telex: 8951214 Cables: Acmando Carshalton



New!

The Esophagus Handbook and Atlas of Endoscopy

M. Savary G. Miller

KEITH S. HENLEY, MD.
GASTROENTEROLOGY
Vol. 73, No 4, Part 1, 860 (Oct. 1977):

As a "how to do it" book it is very good,
and as a visual atlas it is superb...

This book is an asset to every depart-
ment of endoscopy.

240 pages
310 full colors photographs, 71 drawings

This book is available in:

● **English**

Translation: D. Colin-Jones, Portsmouth
Foreword: A. Olsen, Rochester (Minn).
1978. ISBN 3-85698-0001-8. Swiss francs 180.-
(approx. \$ 98.-; £ 53.73 [5.4.78])

● **German**

Foreword: K. Heinkel, Stuttgart
1977. ISBN 3-85698-0001-8 SFr./DM 285.-

● **French**

Foreword: A. Naef, Yverdon.
1977. ISBN 3-85698-0001-8 SFr. 285.-



Please send me copy(ies) of:
Savary/Miller: **The Esophagus,
Handbook and Atlas of Endoscopy**
(English/French/German Edition*)
Prices as above. On 20-day approval.
Save postage and handling by enclosing
payment with your order.
Prices subject to change without notice.
 Bill me Check enclosed

GASSMANN AG

Publishers


CH-4500 SOLOTHURN/Switzerland

Name _____

Full Address _____

105° Field of View

With the new Fujinon FG-QBF end viewing Gastroscope.


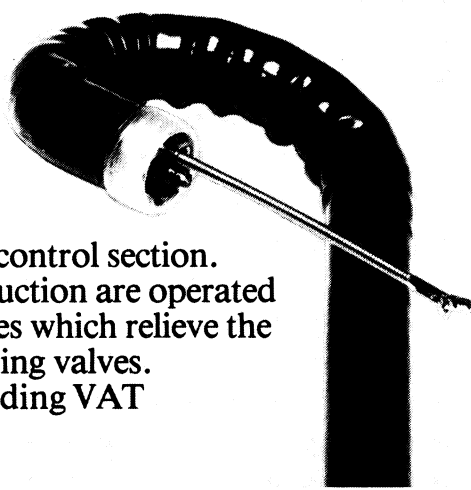


Ultra wide field of view 105°.
Depth of field 2 to 120mm. Easy
forceps movement even at
maximum angulation of 230°.

The newly designed Fujinon FG-QBF end viewing gastroscope incorporates the unique computer developed Fujinon fibre bundles. The image and light guides offer a large sharp image and top quality bright photography.

Great care has been taken in the re-design of the control section. Air, water and suction are operated by micro-switches which relieve the problem of sticking valves.

Price excluding VAT
£4,350.00.



Three automatic cameras are available in 110, 35mm and Super-8 movie for use with all Fujinon instruments.



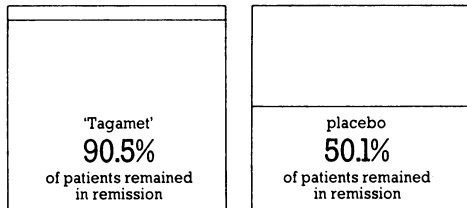
For further information on the full range of Fujinon Fibrescopes contact: Pyser Ltd., 102 College Road, Harrow, Middlesex. Tel: 01-427 2278.



'TAGAMET' A REPUTATION MAINTAINED

It is well recognised that duodenal ulceration is peculiarly susceptible to relapse and that such relapse occurs at a frequency irrespective of type, or use, of pharmacological agents that may have promoted initial remission. Generally speaking, it is more difficult to maintain remission than it is to induce it. In fact, it has been estimated that 75-80% of duodenal ulcer patients will have at least one relapse within five years of the initial episode¹ with some patients relapsing several times in one year.

Thus great interest has centred on the long-term usage of 'Tagamet' as a means of extending remission times. Trials have now been published²⁻⁴ that emphasise how 'Tagamet' - the only drug proven to reduce the frequency of relapse - can be of use in such an application.



Overall results from clinical trials² have shown that over 90% of the 379 'Tagamet'-treated patients remained in remission

compared with 50.1% of the 411 placebo-treated patients.

The mean duration of treatment in the 'Tagamet' group was approximately 6.3 months at a dosage of 400 mg nocte or 400 mg bd.

Symptomatic relief, reduction in gastric acid output, were maintained and ulcer recurrence significantly reduced²⁻⁴. Equally important, extensive monitoring for haematological, clinical and biochemical effects revealed no factors in these trials which are likely to limit the general use of 'Tagamet' for longer term treatment at the recommended dosage.² Furthermore, over 2½ million patients have now been treated with 'Tagamet'; reports of adverse reactions received by SK&F follow a generally similar pattern to that reported in clinical trials.

Thus the patient may be usefully maintained in remission with the concomitant advantages of general well-being and ability to conduct an active working life. In fact in one study³ there was a significant difference in the number of working days lost between the 'Tagamet' and placebo groups.

<p>'Tagamet'</p> <p>2.8 days</p> <p>per patient/year</p>	<p>placebo</p> <p>49.3 days</p> <p>per patient/year</p>
---	--

A synopsis of how 'Tagamet' can be successfully applied to long-term ulcer management is available on request.

Prescribing Information

Presentations

'Tagamet' Tablets PL0002/0063 each containing 200mg cimetidine. 100. £13.22; 500. £64.75
'Tagamet' Syrup PL0002/0063 containing 200mg cimetidine per 5ml syrup. 200ml. £6.29.

Indication

Duodenal ulcer.

Dosage

Adults: 200mg tds with meals and 400mg at bedtime (1.0g/day) for at least 4 weeks (for full instructions see Data Sheet).

To prevent relapse, 400mg at bedtime or 400mg morning and evening for at least 6 months.

Cautions

Impaired renal function: reduce dosage (see Data Sheet). Prolonged treatment: observe patients periodically. Avoid during pregnancy and lactation.

Adverse Reactions

Diarrhoea, dizziness or rash, usually mild and transient; tiredness.
Rarely mild gynaecomastia or evidence of reversible liver damage.

References

1. The Natural History of Duodenal Ulcer Disease. (1976) *Surg. Clin. N. Amer.* **56**, 1235.
2. Cimetidine Treatment in the Management of Chronic Duodenal Ulcer Disease. (1978) *Topics in Gastroenterology*. (In Press).
3. Maintenance Treatment of Recurrent Peptic Ulcer by Cimetidine. (1978) *Lancet*, **i**, 403.
4. Prophylactic Effect of Cimetidine in Duodenal Ulcer Disease. (1978) *Brit. med. J.*, **i**, 1095.

Tagamet

cimetidine



Unique control of
gastric acid secretion

Full prescribing information is available from

SK&F
a SmithKline company

Smith Kline & French Laboratories Limited,
Welwyn Garden City, Hertfordshire AL7 1EY
Telephone: Welwyn Garden 25111

'Tagamet' is a trade mark

© Smith Kline & French Laboratories Limited 1978

TG-AD 578




* You will see instruments for loan valued at over £125,000; our £180,000 repair laboratory with facilities to air condition, de-humidify and provide filtered air; over £160,000 of repair parts; 25 highly skilled technicians and an R & D team who specialise in designing support items for the equipment we supply.

KEY MED
Manufacturers of Specialised Medical Instruments
and exclusive distributors in the United Kingdom of
OLYMPUS
Fiberoptic Endoscopes

...the major cause of sepsis after surgery of
the gastrointestinal tract
or the genitourinary
tract

Reference: 1, 2, 3, 4, 5, 6



NOW

FLAGYL INJECTION

FOR INTRAVENOUS INFUSION
proves decisive
in anaerobic
infections

Only with recent
improvements in bacterial culturing

...has the presence of anaerobes
...recognized.¹⁻³
...means of treating
...and often resistant
...Injection is rapid and
...anaerobes at tissue
...resistance is not a problem,^{2,4}
...other indications has established.

Dosage: Treatment: adults and children over 12 years: intravenous infusion eight-hourly, administered with oral medication with 400 mg three times daily should be substituted by 1.5 g metronidazole tablets for seven days should be satisfactory. Children under 12 years: 0.5 g for adults but the single intravenous dose should be 1.5 ml (7.5 mg metronidazole) per kg bodyweight. Children under 12 years: 0.5 mg metronidazole per kg bodyweight. Prevention: adults and children over 12 years: 1.5 g intravenously immediately before, during or after surgery. The intravenous infusion hourly until oral medication (200 mg metronidazole tablets) can be completed a seven-day course. Children under 12 years: 0.5 g intravenous dose is based on 15 mg/kg bodyweight. The oral dose on 3.7 to 7.5 mg/kg bodyweight. Contraindications: pregnancy, lactation; clinical and biological investigations should be performed if necessary; dosage may be halved in patients with renal impairment. Flagyl is to be given to patients with severe renal impairment. Flagyl should be recalibrated. Side effects and adverse reactions: occasionally an unpleasant taste, furred tongue, nausea, vomiting (very rarely), gastro-intestinal disturbance, drowsiness, dizziness, headache, ataxia, skin rashes, pruritus, inco-ordination of movement, darkening of the urine very rarely. During intensive and/or prolonged therapy, peripheral neuropathy has been reported. A moderate leucopenia has been reported but the white cell count has always returned to normal before or after treatment has been completed. Transient epileptiform

...high-dosage metronidazole
...radiation therapy
...Flagyl Injection
...Tablets 200 mg
...400 mg
...Suppositories 500 mg
...Injection 150 mg
...Injection 300 mg
...Injection 450 mg
...Injection 600 mg
...Injection 750 mg
...Injection 900 mg
...Injection 1050 mg
...Injection 1200 mg
...Injection 1350 mg
...Injection 1500 mg
...Injection 1650 mg
...Injection 1800 mg
...Injection 1950 mg
...Injection 2100 mg
...Injection 2250 mg
...Injection 2400 mg
...Injection 2550 mg
...Injection 2700 mg
...Injection 2850 mg
...Injection 3000 mg
...Injection 3150 mg
...Injection 3300 mg
...Injection 3450 mg
...Injection 3600 mg
...Injection 3750 mg
...Injection 3900 mg
...Injection 4050 mg
...Injection 4200 mg
...Injection 4350 mg
...Injection 4500 mg
...Injection 4650 mg
...Injection 4800 mg
...Injection 4950 mg
...Injection 5100 mg
...Injection 5250 mg
...Injection 5400 mg
...Injection 5550 mg
...Injection 5700 mg
...Injection 5850 mg
...Injection 6000 mg
...Injection 6150 mg
...Injection 6300 mg
...Injection 6450 mg
...Injection 6600 mg
...Injection 6750 mg
...Injection 6900 mg
...Injection 7050 mg
...Injection 7200 mg
...Injection 7350 mg
...Injection 7500 mg
...Injection 7650 mg
...Injection 7800 mg
...Injection 7950 mg
...Injection 8100 mg
...Injection 8250 mg
...Injection 8400 mg
...Injection 8550 mg
...Injection 8700 mg
...Injection 8850 mg
...Injection 9000 mg
...Injection 9150 mg
...Injection 9300 mg
...Injection 9450 mg
...Injection 9600 mg
...Injection 9750 mg
...Injection 9900 mg
...Injection 10050 mg
...Injection 10200 mg
...Injection 10350 mg
...Injection 10500 mg
...Injection 10650 mg
...Injection 10800 mg
...Injection 10950 mg
...Injection 11100 mg
...Injection 11250 mg
...Injection 11400 mg
...Injection 11550 mg
...Injection 11700 mg
...Injection 11850 mg
...Injection 12000 mg
...Injection 12150 mg
...Injection 12300 mg
...Injection 12450 mg
...Injection 12600 mg
...Injection 12750 mg
...Injection 12900 mg
...Injection 13050 mg
...Injection 13200 mg
...Injection 13350 mg
...Injection 13500 mg
...Injection 13650 mg
...Injection 13800 mg
...Injection 13950 mg
...Injection 14100 mg
...Injection 14250 mg
...Injection 14400 mg
...Injection 14550 mg
...Injection 14700 mg
...Injection 14850 mg
...Injection 15000 mg
...Injection 15150 mg
...Injection 15300 mg
...Injection 15450 mg
...Injection 15600 mg
...Injection 15750 mg
...Injection 15900 mg
...Injection 16050 mg
...Injection 16200 mg
...Injection 16350 mg
...Injection 16500 mg
...Injection 16650 mg
...Injection 16800 mg
...Injection 16950 mg
...Injection 17100 mg
...Injection 17250 mg
...Injection 17400 mg
...Injection 17550 mg
...Injection 17700 mg
...Injection 17850 mg
...Injection 18000 mg
...Injection 18150 mg
...Injection 18300 mg
...Injection 18450 mg
...Injection 18600 mg
...Injection 18750 mg
...Injection 18900 mg
...Injection 19050 mg
...Injection 19200 mg
...Injection 19350 mg
...Injection 19500 mg
...Injection 19650 mg
...Injection 19800 mg
...Injection 19950 mg
...Injection 20100 mg
...Injection 20250 mg
...Injection 20400 mg
...Injection 20550 mg
...Injection 20700 mg
...Injection 20850 mg
...Injection 21000 mg
...Injection 21150 mg
...Injection 21300 mg
...Injection 21450 mg
...Injection 21600 mg
...Injection 21750 mg
...Injection 21900 mg
...Injection 22050 mg
...Injection 22200 mg
...Injection 22350 mg
...Injection 22500 mg
...Injection 22650 mg
...Injection 22800 mg
...Injection 22950 mg
...Injection 23100 mg
...Injection 23250 mg
...Injection 23400 mg
...Injection 23550 mg
...Injection 23700 mg
...Injection 23850 mg
...Injection 24000 mg
...Injection 24150 mg
...Injection 24300 mg
...Injection 24450 mg
...Injection 24600 mg
...Injection 24750 mg
...Injection 24900 mg
...Injection 25050 mg
...Injection 25200 mg
...Injection 25350 mg
...Injection 25500 mg
...Injection 25650 mg
...Injection 25800 mg
...Injection 25950 mg
...Injection 26100 mg
...Injection 26250 mg
...Injection 26400 mg
...Injection 26550 mg
...Injection 26700 mg
...Injection 26850 mg
...Injection 27000 mg
...Injection 27150 mg
...Injection 27300 mg
...Injection 27450 mg
...Injection 27600 mg
...Injection 27750 mg
...Injection 27900 mg
...Injection 28050 mg
...Injection 28200 mg
...Injection 28350 mg
...Injection 28500 mg
...Injection 28650 mg
...Injection 28800 mg
...Injection 28950 mg
...Injection 29100 mg
...Injection 29250 mg
...Injection 29400 mg
...Injection 29550 mg
...Injection 29700 mg
...Injection 29850 mg
...Injection 30000 mg
...Injection 30150 mg
...Injection 30300 mg
...Injection 30450 mg
...Injection 30600 mg
...Injection 30750 mg
...Injection 30900 mg
...Injection 31050 mg
...Injection 31200 mg
...Injection 31350 mg
...Injection 31500 mg
...Injection 31650 mg
...Injection 31800 mg
...Injection 31950 mg
...Injection 32100 mg
...Injection 32250 mg
...Injection 32400 mg
...Injection 32550 mg
...Injection 32700 mg
...Injection 32850 mg
...Injection 33000 mg
...Injection 33150 mg
...Injection 33300 mg
...Injection 33450 mg
...Injection 33600 mg
...Injection 33750 mg
...Injection 33900 mg
...Injection 34050 mg
...Injection 34200 mg
...Injection 34350 mg
...Injection 34500 mg
...Injection 34650 mg
...Injection 34800 mg
...Injection 34950 mg
...Injection 35100 mg
...Injection 35250 mg
...Injection 35400 mg
...Injection 35550 mg
...Injection 35700 mg
...Injection 35850 mg
...Injection 36000 mg
...Injection 36150 mg
...Injection 36300 mg
...Injection 36450 mg
...Injection 36600 mg
...Injection 36750 mg
...Injection 36900 mg
...Injection 37050 mg
...Injection 37200 mg
...Injection 37350 mg
...Injection 37500 mg
...Injection 37650 mg
...Injection 37800 mg
...Injection 37950 mg
...Injection 38100 mg
...Injection 38250 mg
...Injection 38400 mg
...Injection 38550 mg
...Injection 38700 mg
...Injection 38850 mg
...Injection 39000 mg
...Injection 39150 mg
...Injection 39300 mg
...Injection 39450 mg
...Injection 39600 mg
...Injection 39750 mg
...Injection 39900 mg
...Injection 40050 mg
...Injection 40200 mg
...Injection 40350 mg
...Injection 40500 mg
...Injection 40650 mg
...Injection 40800 mg
...Injection 40950 mg
...Injection 41100 mg
...Injection 41250 mg
...Injection 41400 mg
...Injection 41550 mg
...Injection 41700 mg
...Injection 41850 mg
...Injection 42000 mg
...Injection 42150 mg
...Injection 42300 mg
...Injection 42450 mg
...Injection 42600 mg
...Injection 42750 mg
...Injection 42900 mg
...Injection 43050 mg
...Injection 43200 mg
...Injection 43350 mg
...Injection 43500 mg
...Injection 43650 mg
...Injection 43800 mg
...Injection 43950 mg
...Injection 44100 mg
...Injection 44250 mg
...Injection 44400 mg
...Injection 44550 mg
...Injection 44700 mg
...Injection 44850 mg
...Injection 45000 mg
...Injection 45150 mg
...Injection 45300 mg
...Injection 45450 mg
...Injection 45600 mg
...Injection 45750 mg
...Injection 45900 mg
...Injection 46050 mg
...Injection 46200 mg
...Injection 46350 mg
...Injection 46500 mg
...Injection 46650 mg
...Injection 46800 mg
...Injection 46950 mg
...Injection 47100 mg
...Injection 47250 mg
...Injection 47400 mg
...Injection 47550 mg
...Injection 47700 mg
...Injection 47850 mg
...Injection 48000 mg
...Injection 48150 mg
...Injection 48300 mg
...Injection 48450 mg
...Injection 48600 mg
...Injection 48750 mg
...Injection 48900 mg
...Injection 49050 mg
...Injection 49200 mg
...Injection 49350 mg
...Injection 49500 mg
...Injection 49650 mg
...Injection 49800 mg
...Injection 49950 mg
...Injection 50100 mg
...Injection 50250 mg
...Injection 50400 mg
...Injection 50550 mg
...Injection 50700 mg
...Injection 50850 mg
...Injection 51000 mg
...Injection 51150 mg
...Injection 51300 mg
...Injection 51450 mg
...Injection 51600 mg
...Injection 51750 mg
...Injection 51900 mg
...Injection 52050 mg
...Injection 52200 mg
...Injection 52350 mg
...Injection 52500 mg
...Injection 52650 mg
...Injection 52800 mg
...Injection 52950 mg
...Injection 53100 mg
...Injection 53250 mg
...Injection 53400 mg
...Injection 53550 mg
...Injection 53700 mg
...Injection 53850 mg
...Injection 54000 mg
...Injection 54150 mg
...Injection 54300 mg
...Injection 54450 mg
...Injection 54600 mg
...Injection 54750 mg
...Injection 54900 mg
...Injection 55050 mg
...Injection 55200 mg
...Injection 55350 mg
...Injection 55500 mg
...Injection 55650 mg
...Injection 55800 mg
...Injection 55950 mg
...Injection 56100 mg
...Injection 56250 mg
...Injection 56400 mg
...Injection 56550 mg
...Injection 56700 mg
...Injection 56850 mg
...Injection 57000 mg
...Injection 57150 mg
...Injection 57300 mg
...Injection 57450 mg
...Injection 57600 mg
...Injection 57750 mg
...Injection 57900 mg
...Injection 58050 mg
...Injection 58200 mg
...Injection 58350 mg
...Injection 58500 mg
...Injection 58650 mg
...Injection 58800 mg
...Injection 58950 mg
...Injection 59100 mg
...Injection 59250 mg
...Injection 59400 mg
...Injection 59550 mg
...Injection 59700 mg
...Injection 59850 mg
...Injection 60000 mg
...Injection 60150 mg
...Injection 60300 mg
...Injection 60450 mg
...Injection 60600 mg
...Injection 60750 mg
...Injection 60900 mg
...Injection 61050 mg
...Injection 61200 mg
...Injection 61350 mg
...Injection 61500 mg
...Injection 61650 mg
...Injection 61800 mg
...Injection 61950 mg
...Injection 62100 mg
...Injection 62250 mg
...Injection 62400 mg
...Injection 62550 mg
...Injection 62700 mg
...Injection 62850 mg
...Injection 63000 mg
...Injection 63150 mg
...Injection 63300 mg
...Injection 63450 mg
...Injection 63600 mg
...Injection 63750 mg
...Injection 63900 mg
...Injection 64050 mg
...Injection 64200 mg
...Injection 64350 mg
...Injection 64500 mg
...Injection 64650 mg
...Injection 64800 mg
...Injection 64950 mg
...Injection 65100 mg
...Injection 65250 mg
...Injection 65400 mg
...Injection 65550 mg
...Injection 65700 mg
...Injection 65850 mg
...Injection 66000 mg
...Injection 66150 mg
...Injection 66300 mg
...Injection 66450 mg
...Injection 66600 mg
...Injection 66750 mg
...Injection 66900 mg
...Injection 67050 mg
...Injection 67200 mg
...Injection 67350 mg
...Injection 67500 mg
...Injection 67650 mg
...Injection 67800 mg
...Injection 67950 mg
...Injection 68100 mg
...Injection 68250 mg
...Injection 68400 mg
...Injection 68550 mg
...Injection 68700 mg
...Injection 68850 mg
...Injection 69000 mg
...Injection 69150 mg
...Injection 69300 mg
...Injection 69450 mg
...Injection 69600 mg
...Injection 69750 mg
...Injection 69900 mg
...Injection 70050 mg
...Injection 70200 mg
...Injection 70350 mg
...Injection 70500 mg
...Injection 70650 mg
...Injection 70800 mg
...Injection 70950 mg
...Injection 71100 mg
...Injection 71250 mg
...Injection 71400 mg
...Injection 71550 mg
...Injection 71700 mg
...Injection 71850 mg
...Injection 72000 mg
...Injection 72150 mg
...Injection 72300 mg
...Injection 72450 mg
...Injection 72600 mg
...Injection 72750 mg
...Injection 72900 mg
...Injection 73050 mg
...Injection 73200 mg
...Injection 73350 mg
...Injection 73500 mg
...Injection 73650 mg
...Injection 73800 mg
...Injection 73950 mg
...Injection 74100 mg
...Injection 74250 mg
...Injection 74400 mg
...Injection 74550 mg
...Injection 74700 mg
...Injection 74850 mg
...Injection 75000 mg
...Injection 75150 mg
...Injection 75300 mg
...Injection 75450 mg
...Injection 75600 mg
...Injection 75750 mg
...Injection 75900 mg
...Injection 76050 mg
...Injection 76200 mg
...Injection 76350 mg
...Injection 76500 mg
...Injection 76650 mg
...Injection 76800 mg
...Injection 76950 mg
...Injection 77100 mg
...Injection 77250 mg
...Injection 77400 mg
...Injection 77550 mg
...Injection 77700 mg
...Injection 77850 mg
...Injection 78000 mg
...Injection 78150 mg
...Injection 78300 mg
...Injection 78450 mg
...Injection 78600 mg
...Injection 78750 mg
...Injection 78900 mg
...Injection 79050 mg
...Injection 79200 mg
...Injection 79350 mg
...Injection 79500 mg
...Injection 79650 mg
...Injection 79800 mg
...Injection 79950 mg
...Injection 80100 mg
...Injection 80250 mg
...Injection 80400 mg
...Injection 80550 mg
...Injection 80700 mg
...Injection 80850 mg
...Injection 81000 mg
...Injection 81150 mg
...Injection 81300 mg
...Injection 81450 mg
...Injection 81600 mg
...Injection 81750 mg
...Injection 81900 mg
...Injection 82050 mg
...Injection 82200 mg
...Injection 82350 mg
...Injection 82500 mg
...Injection 82650 mg
...Injection 82800 mg
...Injection 82950 mg
...Injection 83100 mg
...Injection 83250 mg
...Injection 83400 mg
...Injection 83550 mg
...Injection 83700 mg
...Injection 83850 mg
...Injection 84000 mg
...Injection 84150 mg
...Injection 84300 mg
...Injection 84450 mg
...Injection 84600 mg
...Injection 84750 mg
...Injection 84900 mg
...Injection 85050 mg
...Injection 85200 mg
...Injection 85350 mg
...Injection 85500 mg
...Injection 85650 mg
...Injection 85800 mg
...Injection 85950 mg
...Injection 86100 mg
...Injection 86250 mg
...Injection 86400 mg
...Injection 86550 mg
...Injection 86700 mg
...Injection 86850 mg
...Injection 87000 mg
...Injection 87150 mg
...Injection 87300 mg
...Injection 87450 mg
...Injection 87600 mg
...Injection 87750 mg
...Injection 87900 mg
...Injection 88050 mg
...Injection 88200 mg
...Injection 88350 mg
...Injection 88500 mg
...Injection 88650 mg
...Injection 88800 mg
...Injection 88950 mg
...Injection 89100 mg
...Injection 89250 mg
...Injection 89400 mg
...Injection 89550 mg
...Injection 89700 mg
...Injection 89850 mg
...Injection 90000 mg
...Injection 90150 mg
...Injection 90300 mg
...Injection 90450 mg
...Injection 90600 mg
...Injection 90750 mg
...Injection 90900 mg
...Injection 91050 mg
...Injection 91200 mg
...Injection 91350 mg
...Injection 91500 mg
...Injection 91650 mg
...Injection 91800 mg
...Injection 91950 mg
...Injection 92100 mg
...Injection 92250 mg
...Injection 92400 mg
...Injection 92550 mg
...Injection 92700 mg
...Injection 92850 mg
...Injection 93000 mg
...Injection 93150 mg
...Injection 93300 mg
...Injection 93450 mg
...Injection 93600 mg
...Injection 93750 mg
...Injection 93900 mg
...Injection 94050 mg
...Injection 94200 mg
...Injection 94350 mg
...Injection 94500 mg
...Injection 94650 mg
...Injection 94800 mg
...Injection 94950 mg
...Injection 95100 mg
...Injection 95250 mg
...Injection 95400 mg
...Injection 95550 mg
...Injection 95700 mg
...Injection 95850 mg
...Injection 96000 mg
...Injection 96150 mg
...Injection 96300 mg
...Injection 96450 mg
...Injection 96600 mg
...Injection 96750 mg
...Injection 96900 mg
...Injection 97050 mg
...Injection 97200 mg
...Injection 97350 mg
...Injection 97500 mg
...Injection 97650 mg
...Injection 97800 mg
...Injection 97950 mg
...Injection 98100 mg
...Injection 98250 mg
...Injection 98400 mg
...Injection 98550 mg
...Injection 98700 mg
...Injection 98850 mg
...Injection 99000 mg
...Injection 99150 mg
...Injection 99300 mg
...Injection 99450 mg
...Injection 99600 mg
...Injection 99750 mg
...Injection 99900 mg
...Injection 100050 mg



TRADE MARK
INJECTION
the complete
anaerobicide

M&B May & Baker

A member of the Rhône-Poulenc Group of Companies

MA6579

Fogarty[®] Biliary Balloon Probe

one of the famous family of Fogarty catheters

* simple removal of
intrahepatic calculi without
routine duodenotomy

* reduction of incidence of
retained stones following
common duct surgery*

* proven in 10 years' use

* 16mm film 'Fogarty Biliary Balloon
Probe Technique in Common Duct
Surgery' available on loan from Film
Librarian.



Further information including scientific literature, available from:—

American Hospital Supply (UK) Ltd

Station Road, Didcot, Oxfordshire, OX11 7NP. Telephone: 0235 813501 Telex: 837127

EdslabTM Cholangiography Catheter

designed specifically for operative cholangiography

- * tip of catheter bevelled for easy introduction into duct
- * distal tip of catheter indicated by 1.5cm marker
- * conical projection on catheter reduces risk of accidental withdrawal during operative procedure
- * easy syringe attachment to 3-way Luer-lok hub. Dual ports for irrigation and for injecting dye
- * air bubbles easily seen through clear vinyl body of catheter
- * two sizes 4F X 40cm; 6F X 40cm



Full information from

American Hospital Supply (UK) Ltd

Station Road, Didcot, Oxfordshire, OX11 7NP. Telephone: 0235 813501 Telex: 837127

Peptic Ulcer News

"We compared cimetidine with conventional medical treatment. Carbenoxolone was chosen for patients under 60, but because of its potential side effects – namely, hypokalaemia, fluid retention, and hypertension – older patients were given Caved-(S)."

"In the patients under 60 cimetidine was slightly more successful in producing ulcer healing than carbenoxolone."

"In patients over 60 there was no appreciable difference in gastric ulcer healing rates between the Caved-(S)-treated and cimetidine-treated groups. Caved-(S) used in the dosage employed in this study, however, is only a quarter of the price of cimetidine, and may have fewer side effects."

Morgan AG et al (1978) *BMJ*, 2, 1323-1326

Caved-S contains Deglycyrrhizinated Liquorice., Bism. Subnit., Alum. Hydrox., Mag. Carb., Sod. Bic., Frangula., and is indicated in the treatment of peptic ulcers.

The usual adult dose for the treatment of peptic ulcers is 2 tablets 3 times daily, and for duodenal ulcers this may be increased to 2 tablets 6 times daily. For prophylaxis, half this dose is used, and children should be given half the adult dose.

Basic NHS price of 60 tablets is £1.45 ex 600 pack. PL 0424/5000.

Full prescribing information is available to the medical profession on request.

TILLOTTS LABORATORIES
Henlow Trading Estate, Henlow, Beds.

Hypoxia and Ischaemia

*The Proceedings of a Symposium organized by the
Royal College of Pathologists*

Edited by Basil C. Morson


Factors influencing oxygen availability	I. MCA. LEDINGHAM
Local factors in tissue oxygenation	I. A. SILVER
The biochemical consequences of hypoxia	K. G. M. M. ALBERTI
Hypoxia and the pulmonary circulation	DONALD HEATH
Hypoxia and the carotid body	J. M. KAY AND P. LAIDLER
The pathology of myocardial ischaemia	M. J. DAVIES
Animal models of myocardial ischaemia	N. WOOLF
Responses of the splanchnic circulation to ischaemia	ADRIAN MARSTON
Ischaemic bowel disease	T. ALSCHIBAJA AND B. C. MORSON
Ischaemia of bone	MARY CATTO
Ischaemia of peripheral nerve and muscle	D. G. F. HARRIMAN
Hypoxia and tumours	R. H. THOMLINSON
The pathology of renal ischaemia	J. R. TIGHE
Renal necrosis	J. F. SMITH
The effects of hypoxaemia in fetal sheep	J. S. ROBINSON, C. T. JONES, AND G. D. THORBURN
Hypoxia in the newborn infant	E. O. R. REYNOLDS
Pathology of perinatal hypoxia	ALBERT E. CLAIREAUX
The concepts of thresholds of ischaemia in relation to brain structure and function	LINDSAY SYMON, N. M. BRANSTON, A. J. STRONG, AND T. D. HOPE
Structural abnormalities in neurones	A. W. BROWN
Pathology of hypoxic brain damage in man	D. I. GRAHAM
Experimental hypoxic brain damage	J. B. BRIERLEY

PRICE: Inland £5.00; Abroad US \$12.50 including postage

Payment must be enclosed with order or a surcharge of 30p will be made for rendering invoices and statements

This publication can be ordered now from

The Publishing Manager, JOURNAL OF CLINICAL PATHOLOGY
B.M.A. House, Tavistock Square, London WC1H 9JR



Haemoccult

Greater accuracy in the detection of bleeding from the lower G.I. tract.

Postage
will be
paid by
licensee

Do not affix stamps if posted in Great Britain
Channel Islands or Northern Ireland

Business Reply service
Licence No. WQ 263

R.B. Kaltz, B.A.,
Medical Services Department
Eaton Laboratories
Regent House
The Broadway
Woking, Surrey
GU21 5AP

2

Haemoccult

A 30 second test to detect the presence of occult blood in faeces

Lower incidence of false positives

Quick and simple to use

"From our results, Hemoccult appears to be the current reagent of choice with the stipulations that at least three stools be tested to minimize the chances of false-negative results, and that a single positive test is an indication for further diagnostic search for gastrointestinal lesions.

Since dietary meat need not be restricted, the procedure is simplified."

Morris, D.W. et al (1976) Amer.J.Digestive Diseases, 21,(10) 845

Haemoccult is supplied in Laboratory packs containing 50 test envelopes, applicators and developer solution. Basic NHS cost £13.25.

Haemoccult is also supplied in Patient packs containing 50 bags of three test envelopes, applicators and developer solution.

Basic NHS cost £39.75.

Basic NHS cost of 1 patient bag 79½p.

'Haemoccult' is a trademark of Smith Kline Instruments Inc., USA.



Eaton Laboratories,
Regent House, The Broadway,
Woking, Surrey GU21 5AP.

Haemoccult

I would like your representative to call and demonstrate the use of Haemoccult.

Use block capitals

Name _____

Address _____

Tel. No. _____

Best day and time _____

Signature _____

STATISTICS AT SQUARE ONE

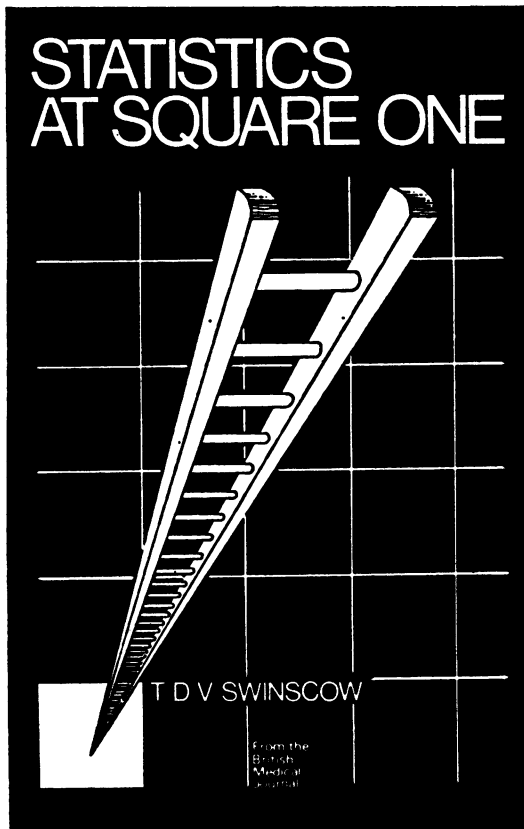
by T. D. V. SWINSCOW

from the British Medical Journal

The statistical testing of data is indispensable in many types of medical investigation and a help on countless occasions in clinical practice. This book provides step-by-step instruction. Subjects covered include standard deviation, χ^2 tests, t tests, non-parametric tests, and correlation. The book includes sections on Fisher's exact probability test and rank correlation not published in the *B.M.J.* series. Methods specially adapted to pocket calculators.

"The ability to put symbols in sequence may well be one of the greatest advances in man's development... This excellent and attractive volume will give you an idea into which category an article or projected article fits. The ink you save may be your own. It is superb value."
O'Donnell, Barry, *British Medical Journal*, 1977, 1, 451.

"... this gem of a practical booklet squeezes the essence of biostatistics into 75 well-written, well-organized pages. Newcomers to the field will like the way obscure concepts are clarified; experts will find the book valuable as a teaching aid."
de Jong, Rudolph H., *J.A.M.A.*, 1977, 237, 1874



**Fourth edition
Now available**

PRICE: Inland £2.00
Overseas: US\$5.00

Payment must be enclosed with order or a surcharge of 30p will be made for rendering invoices and statements

ORDER YOUR COPY NOW

*From: The Publisher,
British Medical Journal,
BMA House,
Tavistock Square,
London WC1H 9JR*

or through any leading bookseller