

DUOGASTRONE[®]

direct healing of duodenal ulcer

Trials suggest*

- radiological disappearance of ulcer crater
- relief of symptoms within a few days
- superiority over antacid or anticholinergic therapy
- patients can lead a normal life
- special diets are unnecessary
- even chronic cases, with a long history of symptoms, respond

Unique 'positioned release' capsules deliver the active ingredient (50 mg carbenoxolone sodium) into the duodenum.

* Further trials are in progress to study the effects of DUOGASTRONE in long-term therapy

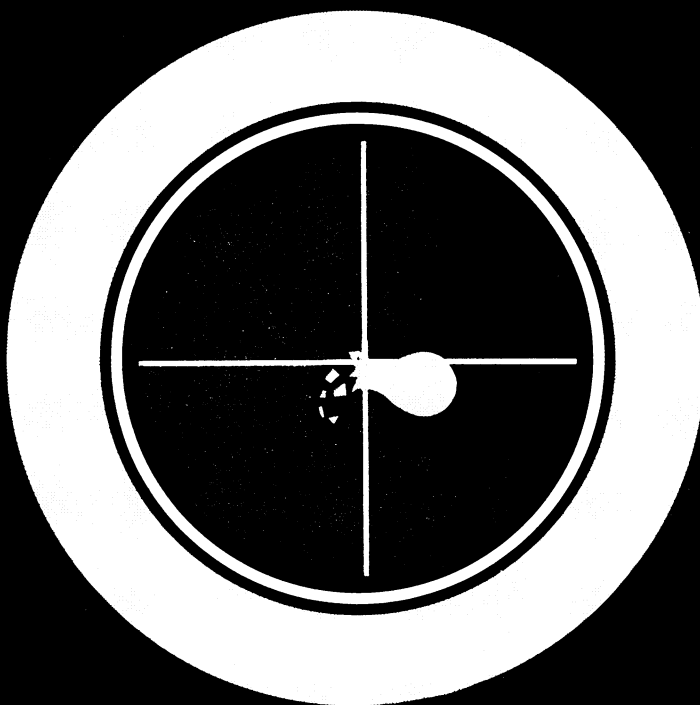


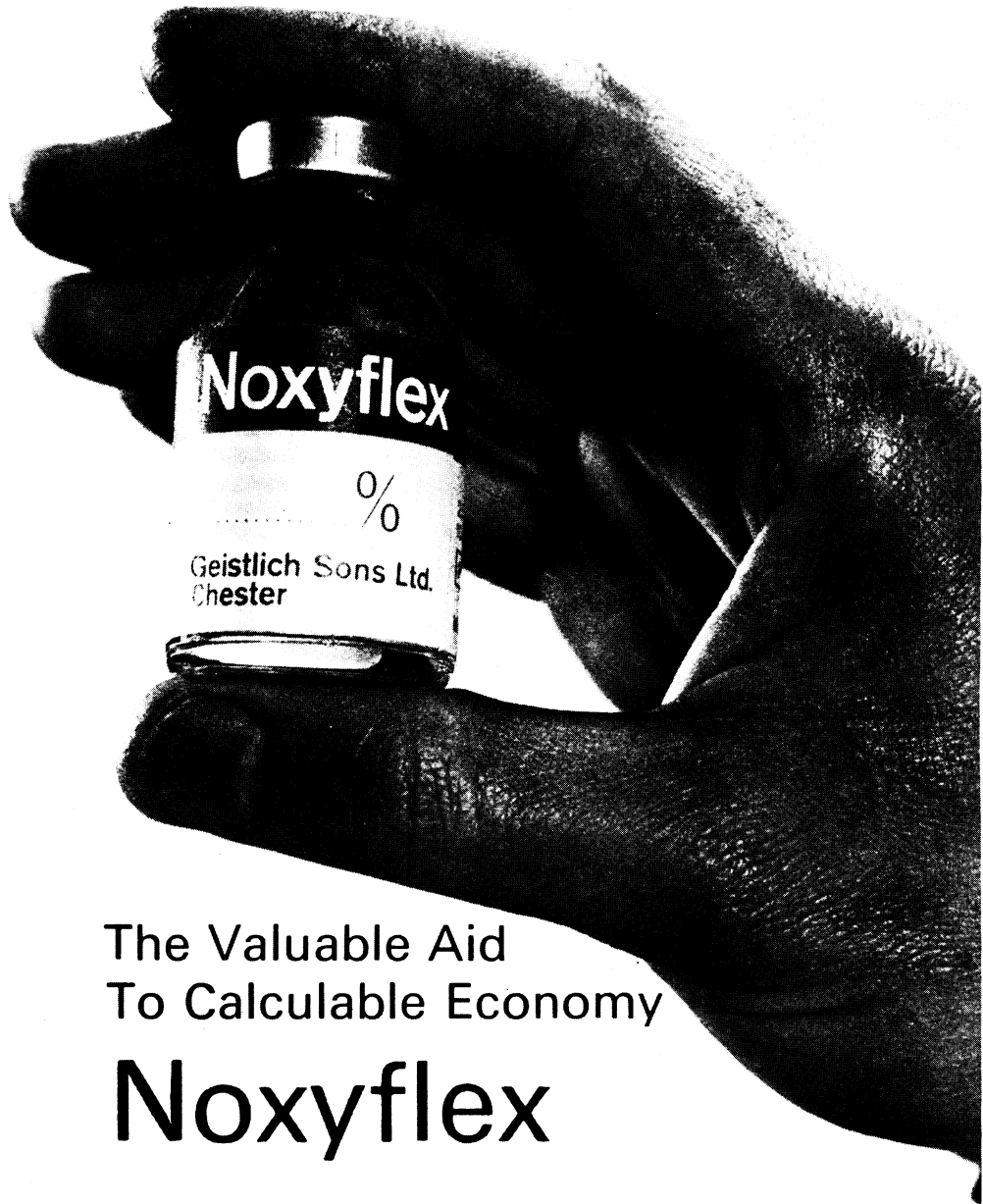
Full information available on request from

Berk Pharmaceuticals Limited Godalming Surrey England

Made under licence from Biorex Laboratories Ltd., London. Brit. Pat. Nos. 843,133 & 1,093,286

® Regd. Trade Mark





The Valuable Aid
To Calculable Economy
Noxyflex

Geistlich

CHESTER

G.S.L. 62

Each vial of NOXYFLEX contains 2.5G. Noxytiolin and 10mgm. Amethocaine HCl.

The preferred steroid Cortenema is the first suspension of hydrocortisone to be presented for use as a retention enema. For local treatment of ulcerative colitis, hydrocortisone is preferable to prednisolone.* It produces the desired therapeutic effect with less risk of systemic side effects due to absorption.

Ready-to-use unit dose Cortenema is presented as a one-piece disposable unit made up of a soft plastic bottle with a lubricated nozzle. Each bottle contains a unit dose - 60 ml of solution (equivalent to 100 mg hydrocortisone as alcohol).

One-squeeze instillation No holding up, no rolling up. One slow, steady squeeze of the Cortenema bottle is sufficient to discharge the entire dose into the rectum.

No regurgitation The nozzle of the Cortenema bottle incorporates a non-return valve to prevent regurgitation of the enema.

Easier for the patient Cortenema is now the most convenient enema available for self-administration in ulcerative colitis. It is more acceptable to the patient, much easier to apply and therefore increases the probability of successful therapy.

*Reference: *Brit. med. J.* (1960), 1, 464.
Full information is available on request.
Bengue & Company Limited, Alperton,
Wembley, Middlesex.



CORTENEMA
the new hydrocortisone retention enema



**ONE SQUEEZE
INSTILLS THE ENEMA.**

No nourishment here . . .

. . . unless an adequate supply of pancreatic enzymes is available to complete digestion.

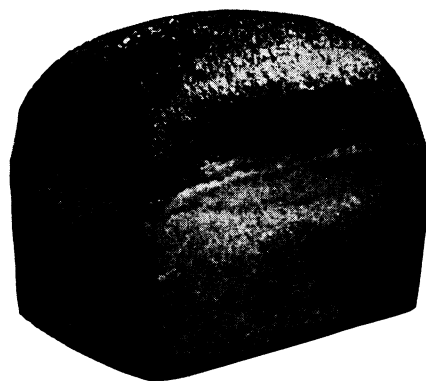


Pancrex V is the most effective preparation for replacing pancreatic secretion in the gut. It is indicated in cystic fibrosis of the pancreas, chronic pancreatitis, pancreatectomy, post-cholecystectomy and in all digestive disorders where a relative deficiency of pancreatic enzymes is a contributory factor. Pancrex V is activated, whole dried pancreas

having a tryptic activity approximately equal to 5 times that of Pancreatin B.P.

Pancrex V

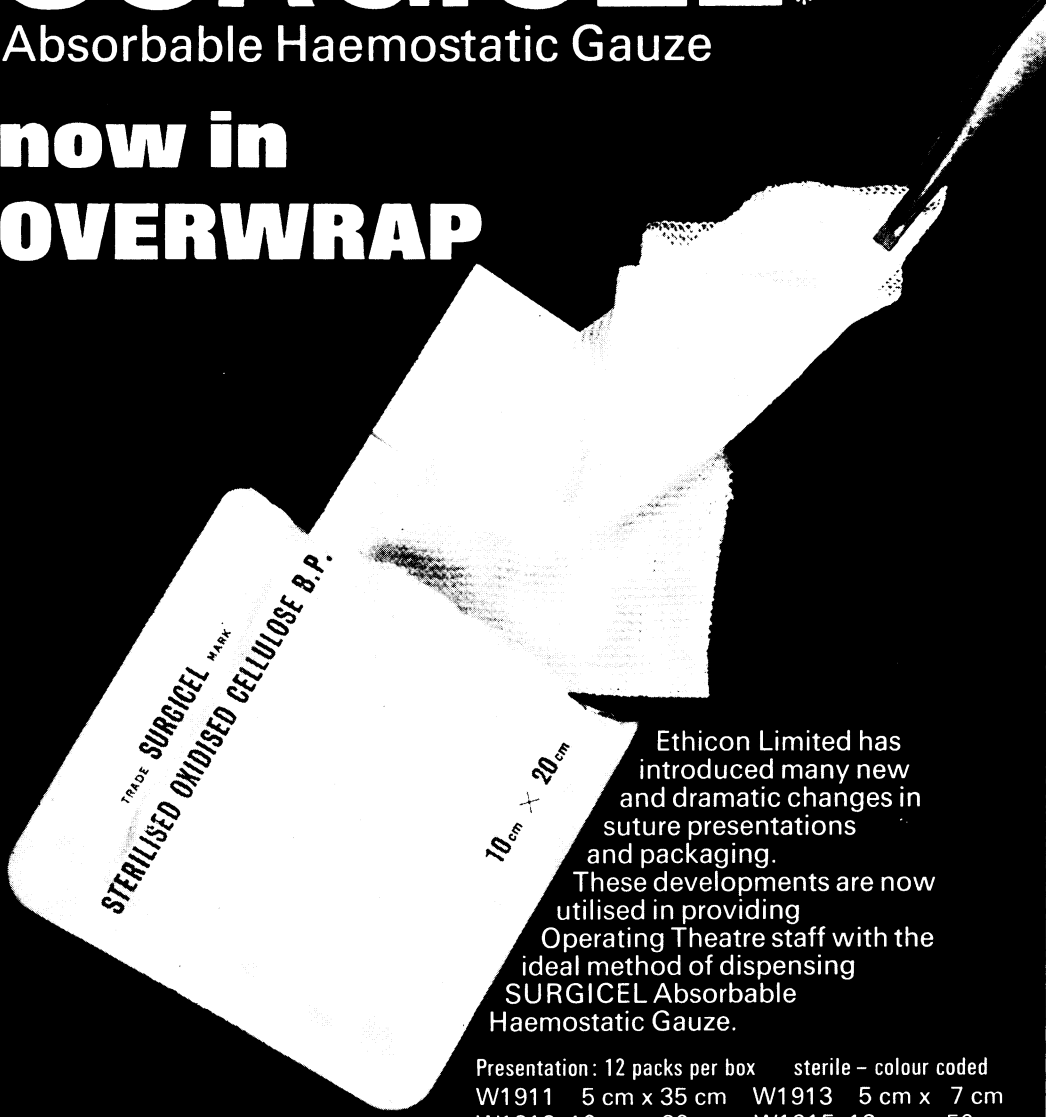
References: *Diseases of Children* (1964), Blackwell, Oxford. *Diseases of Infancy and Childhood*. 8th Edn. (1962), Churchill, London. *Lancet* (1960) 1, 365. *Brit. Med. J.* (1958), 2, 1039



SURGICEL*

Absorbable Haemostatic Gauze

**now in
OVERWRAP**



Ethicon Limited has introduced many new and dramatic changes in suture presentations and packaging. These developments are now utilised in providing Operating Theatre staff with the ideal method of dispensing SURGICEL Absorbable Haemostatic Gauze.

Presentation: 12 packs per box sterile - colour coded
W1911 5 cm x 35 cm W1913 5 cm x 7 cm
W1912 10 cm x 20 cm W1915 12 mm x 50 mm

- * Instantly controls bleeding
- * Smooth efficient dispensing
- * No risk of cross contamination

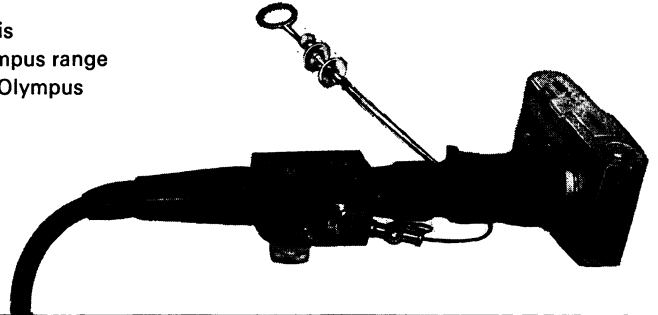
ETHICON, LTD.

Bankhead Avenue, Edinburgh, 11.

* Trademark

for inside information

Accurate early diagnosis of gastric diseases is enormously simplified by the use of the Olympus range of gastrocameras and fiberscopes. With the Olympus gastrocameras all the main anatomical features of the stomach interior can be photographed, and also directly observed, and biopsies and cytological examinations can be carried out, too.



Olympus Gastro Fiberscope Model GFB, for biopsy examination under direct visual control. The process can be simultaneously photographed for records.

Olympus Gastrocamera with Fiberscope Model GTFa, direct endoscopic observation and colour photography by the unique intra-gastric camera of the gastric mucous membrane.

Olympus Gastrocamera Model GTVa, reaches the so-called 'blind' areas of the gastric mucosa.

Olympus Oesophageal Fiberscope EFS, for observation and photography of walls of the oesophagus, plus biopsy.

Other models include the **Olympus Gastro Fiberscope Model GFS**, observation and sequence photography. **Olympus Gastro Fiberscope Model GFC** for cytological gastric examination.

And other special purpose gastrocameras.

All supplied complete with accessories. Projector, recording facilities available. Gastro cameras in the U.K. serviced quickly by trained Air-Shields personnel. 'Phone now for demonstration or technical literature.



AIR SHIELDS (U.K.) LIMITED

Towerfield Estate, Shoeburyness, Southend-on-Sea, Essex.

Telephone: Shoeburyness 2294/5.



A NARCO COMPANY

Colofac

The first specific antispasmodic for the gastrointestinal tract



Gut spasm dyspepsia/abdominal pain

Presentation and basic NHS cost : Bottles of 100 and 600 sugar coated tablets each containing 50 mg. mebeverine HCl at 25/- and 146/-.

 Further information is available on request,
The CROOKES Laboratories Limited, Basingstoke, Hampshire.

BIOGASTRONE[®]

carbenoxolone sodium

Specific healing effect

'Carbenoxolone has a specific effect, facilitating healing of gastric ulcer, and is not merely yet another symptomatic measure'. *Brit med J*, 1965, 2: 1274

Patients remain up and about

'It is the only drug therapy for gastric ulcer which has been demonstrated conclusively to accelerate healing, which can be achieved with patients remaining up and about, often at work, with minimum change in diet'. *Gut*, 1965, 5: 19

conclusively shown to heal gastric ulcers

without bed rest or dietary restrictions

Tablets of 50 mg carbenoxolone sodium.
Please write for full prescribing information.



Berk Pharmaceuticals Limited Godalming Surrey England

Made under licence from Biorex Laboratories Ltd., London.
British Patent No. 843,133.

®Regd. Trade Mark.

RIFOCIN[®]-M

rifamide

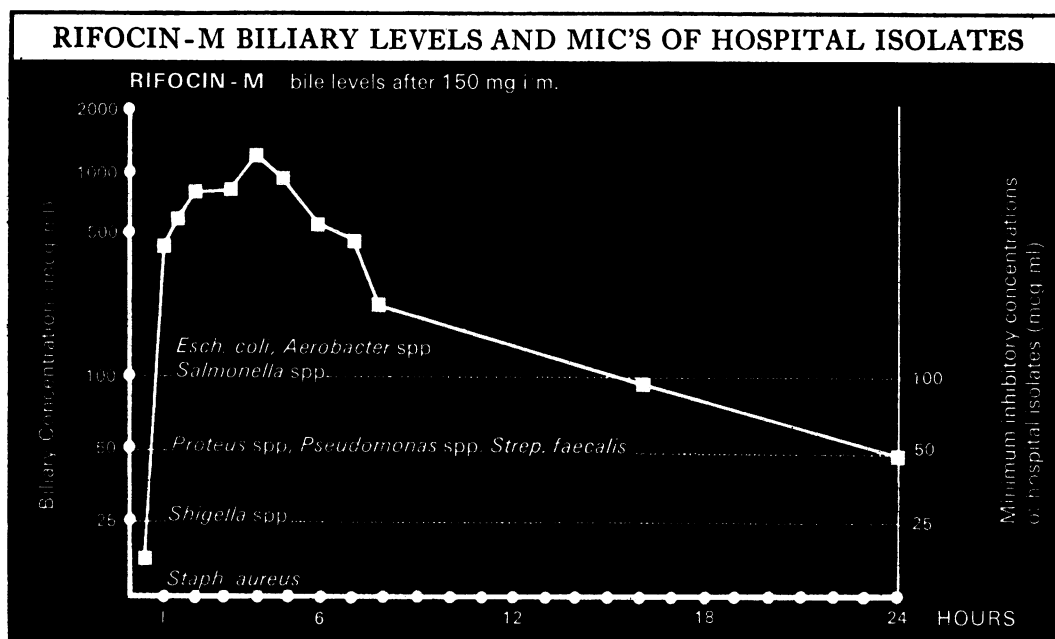
LEPETIT

in BILIARY TRACT INFECTIONS

"... it is unique in its action in acute cholecystitis and other bacterial diseases of the biliary tract, for which it is the only specific antibiotic."¹

"A much higher proportion of the organisms found in cholangitis would be expected to be inhibited by this drug than by other antibiotics that achieve effective bile levels..."²

RIFOCIN-M BILIARY LEVELS AND MIC'S OF HOSPITAL ISOLATES



- * Active against penicillinase-producing organisms.
- * No cross-resistance or cross-allergenicity with other antibiotics has been demonstrated.
- * Well tolerated. No toxic reactions have been reported.
- * Dose: 150 mg intramuscularly every 8-12 hours.

RIFOCIN-M (rifamide) is a member of the RIFAMYCINS—a new group of antibiotics discovered and developed in the Research Laboratories of LEPETIT.

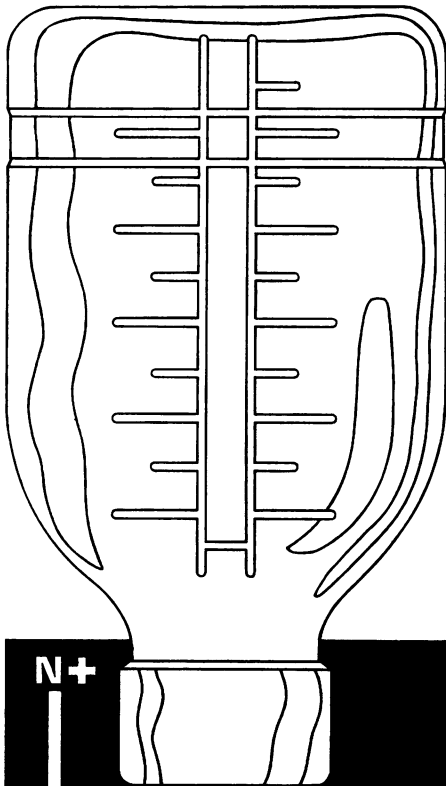
References: 1. *Med. J. Aust.*, 1966, **1**, 1-7. 2. *Brit. J. Pharmacol.*, 1967, **31**, 506-512.

Full information is available on request.



LEPETIT Pharmaceuticals Ltd.

Dulux House, High Street, Slough, Bucks. Telephone: Slough 30731



Nitrogen Loss can be fatal following surgery, trauma, burns or infection

Supplied as crystal-clear solution, complete with sterile infusion set, containing

- all the pure, essential amino-acids in balanced proportions.
- sorbitol, for carbohydrate provision.
- minerals.
- vitamins.


TROPHYSAN[®]
*positively restores
 nitrogen balance
 and speeds recovery*

Full information from



SELPHARM LABORATORIES LTD.,
 Percival House · Pinner Road,
 Harrow · Middlesex

Manufactured in France by L'Equilibre Biologique



CAVED-(S)

THE PROVEN TREATMENT FOR PEPTIC ULCER

★ Heals Gastric Ulcers

★ Heals Duodenal Ulcers

(Gut 1968-9. Gastroenterology 1968. 55.3)

★ Contains Cedona Liquorice

★ No Salt & Water Retention

★ Low Cost (N.H.S. 6/9 Per Week)

DEFINITELY HEALS GASTRIC ULCERS

CEDONA LIQUORICE (as in CAVED-(S) tablets) "gave similar rates of reduction* in ulcer size to carbenoxolone sodium but has the obvious advantage of not producing fluid retention or electrolyte imbalance" "This is in marked contrast to the high incidence of side-effects reported with the use of crude liquorice or carbenoxolone sodium. *CAVED-(S) 78%. Carbenoxolone Sodium 77%." (Gut 1969. April issue)

THE STATISTICALLY EFFECTIVE TREATMENT FOR DUODENAL ULCERS

. . . "improvement . . . in a sufficient proportion of duodenal ulcers can be achieved with liquorice preparation (CAVED-(S)) without glycyrrhizinic acid. Its freedom from side-effects justifies its prolonged use in refractory cases of duodenal ulcer." *Gastroenterology*, Vol. 55, No. 3, 436. 1968.

FIRST SUCCESSFUL DUODENAL ULCER TRIAL ACCEPTED BY A GASTROENTEROLOGICAL JOURNAL



Requests for representative to call or for samples and literature to:

TILLOTTS LABORATORIES · 94 MARSHAM STREET · LONDON SW1

EDIZIONI MINERVA MEDICA

Quarterly Index

**MINERVA
MEDICO-
BIBLIOGRAFICA**

A list of the world's medical,
surgical and specialist
literature.

Annual subscription rate \$ 25.00

Italian Medical Journal in
English

**PANMINERVA
MEDICA**

The Journal of the Italian Medical
Association Monthly Review of
Italian Medicine.

Annual subscription rate \$ 13.30

INTERNATIONAL MEDICAL JOURNALS IN ENGLISH

**THE JOURNAL OF
SPORTS MEDICINE
AND PHYSICAL
FITNESS**

Official Journal of the "Fédération
Internationale de Médecine
Sportive". Quarterly publication.

Annual subscription rate \$ 10.00

**THE JOURNAL OF
CARDIOVASCULAR
SURGERY**

Official Journal of the International
Cardiovascular Society.
Bi-monthly publication.

Annual subscription rate \$ 13.30

EDIZIONI MINERVA MEDICA

corso Bramante 83-85 - Torino - Italy

SCANDINAVIAN JOURNAL OF GASTROENTEROLOGY

Volume 4, No. 3, 1969

Contents

D. M. Goldberg, R. Campbell & A. D. Roy: <i>Studies on the Binding of Trypsin and Chymotrypsin by Human Intestinal Mucosa</i>	217
H. Sigstad: <i>Effect of Tolbutamide on the Dumping Syndrome</i>	227
G. M. Stathers, K. F. Aronsen & Birgitta Haeger-Aronsen: <i>Inhibition of Hepatic Clearance of Bromsulphthalein by Uro- and Protoporphyrin</i>	233
S. Auken, J. Jussila, L. A. Saikku & A. Aulamo: <i>The Functional State of the Gastrointestinal Tract before and after Selective Surgery</i>	241
F. A. Wollheim, B. Pihl, G. Ekelund & K. F. Aronsen: <i>Immunoglobulins and Acute Phase Reactants in Man after Major Hepatic Resection</i>	249
H. A. Demand & R. Fürst: <i>Effects of Atropine on Histamine-induced Human Gastric Secretion</i>	257
B. Djahanguiri: <i>The Production of Acute Gastric Ulceration by Indomethacin in the Rat</i>	265
M. Siurala, O. Mustala & J. Jussiala: <i>Absorption of Acetylsalicylic Acid by a Normal and an Atrophic Gastric Mucosa</i>	269
C. Yoran, H. Weber & T. Gilat: <i>Studies of Gastrointestinal Function in Amyloidosis of Familial Mediterranean Fever</i>	275
A. Broome & L. Olbe: <i>Studies on the Mechanism of the Antrectomy-induced Suppression of the Maximal Acid Response to Histamine in Duodenal Ulcer Patients</i>	281
H. Baden, K. Jordal, F. Lund & F. Zachariae: <i>Prophylactic and Curative Action of Trasylol® in Pancreatitis. A Double-blind Trial</i>	291
Bente Korsgaard, M. Holm & M. Katznelson: <i>The Relation between Radiological Changes and Clinical State in Ulcerative Colitis</i>	297
A. Berstad & J. Myren: <i>The Effect of Oxyphenyclimine Hydrochloride on the Histamine- and Pentapeptide-Stimulated Gastric Secretion in Man</i>	305
Notice	311

Issued 15 April 1969

THE SCANDINAVIAN JOURNAL OF GASTROENTEROLOGY publishes original papers in gastroenterology and pertinent fields of nutrition. Each issue contains about 80 pages; six issues form one yearly volume. Supplements are supplied free of charge to subscribers. The subscription price including postage is N. kr. 150.- (\$25.-) payable in advance.

Editorial Correspondence

Manuscripts should be addressed to the managing editor. The Scandinavian Journal of Gastroenterology has no objection to the reproduction of short passages and illustrations from this journal without further formality than acknowledgement of the source.

Business Communications

Business communications, including subscriptions and orders for reprints or advertisements, should be sent to the publishers.

Publishers

UNIVERSITETSFORLAGET
P.O. Box 307, Blindern, Oslo 3 Norway

**LIVINGSTONE
BOOKS**

**E & S LIVINGSTONE LTD
15/16/17 TEVIOT PLACE EDINBURGH**

SURGERY OF THE ACUTE ABDOMEN
JOHN A. SHEPHERD
Second Edition 754 pages 111 illustrations
£5 10s.

'This was an outstanding book when it originally appeared in 1960 and the second edition is most welcome. It provides a scholarly, clear and comprehensive account of all the acute abdominal conditions which one can expect to meet. It is the work of one experienced and thoughtful surgeon and every section is convincing and authoritative. Mr Shepherd is to be congratulated on a splendid piece of work. This is an excellent book, well worth the price, and should be owned and read by everyone who undertakes emergency surgery.'

Hospital Medicine

**THE 'SPHINCTERS' OF THE
DIGESTIVE SYSTEM**
L. J. A. DIDIO and M. C. ANDERSON
270 pages 138 illustrations £7

The authors by devoting this book to the mechanisms which control the flow of food and secretions through the digestive tract, have presented an entirely new approach to problems related to this system. Included are the concepts related to the various levels which contain mechanisms for opening and closing, and thus perform an indispensable role in the control of flow in the digestive tract. Clinical considerations are presented in detail in order to focus on motility abnormalities in relation to various recognized disease states and to emphasize the significance of abnormalities which in part or wholly are related to the gastrointestinal tract are also given some attention.

GASTRO- INTESTINAL X-RAY DIAGNOSIS

A Descriptive Atlas
D. H. CUMMACK
360 pages 1,009 illustrations £8 10s.

The book consists of chapters on The Barium Meal, The Gastrografin Meal, The Oesophagus, The Stomach, The Duodenum, The Small Intestine, The Appendix, The Colon, The Biliary Tract, The Pancreas, The Liver, The Abdomen. At the beginning of each chapter there is a short text written in the form of a monograph from the author's personal experience. This has been mainly obtained while working in the Western General Hospital, Edinburgh during the last 21 years in close association with the physicians and surgeons, in particular members of the Gastro-Intestinal Unit.

The illustrations, totalling approximately 1,000, follow the text of each chapter and include most diseases and conditions. Many interesting, unusual and hitherto unrecorded cases which have been seen during the past years are described and discussed. Some illustrations are for the purpose of aiding the interpretation of radiological techniques. There is a considerable amount of new material particularly in the investigation of the acute abdomen, haematemesis etc. The author's technique is described in detail when there is something new or original to offer.

WORLD MEDICAL PERIODICALS

(Reprint Third Edition 1961)

THIS IMPORTANT REFERENCE BOOK for authors, editors, librarians, medical schools, research laboratories, publishers, and booksellers has been reprinted in response to great demand. It gives details of over 5,800 journals of medicine, pharmacy, dentistry, and veterinary medicine, which are listed alphabetically and indexed by subject and by country. Each entry gives the title in the original form. In addition, translations have been added to Japanese titles, and transliterations to Greek and Cyrillic titles (the latter in accordance with The Transliteration of Russian, Serbian and Bulgarian for Bibliographical Purposes, issued by the Royal Society, London).

476 pages, Royal 8vo, cloth bound

Price 42s. (U.S.A. \$5.25), including postage

and its SUPPLEMENT

This Supplement brings the Third Edition of World Medical Periodicals fully up to date. It gives details of some 700 journals which have either first appeared or changed their title since 1961, the year of publication of the Third Edition.

80 pages, Royal 8vo, cloth bound

Price 20s. (U.S.A. \$2.50), including postage

From the BRITISH MEDICAL JOURNAL, B.M.A. House, Tavistock Square, London, W.C.1