

**Do you want
to stop his pain...
..or heal his ulcer?**

Why not do both at once?

DUOGASTRONE[®]




BIOGASTRONE[®]



Full details available on request

J.3572



INTRALIPID 20%

INTRAVENOUS SOYABEAN FAT

- 1** More calories per litre
- 2** Non-irritant to veins
- 3** Non-toxic in high dosage
- 4** Can be used safely for prolonged periods
- 5** Clinically proved over 10 years

1. Intralipid 20% provides 2000 calories per litre.
2. Intralipid is isotonic with blood.
3. Ref. (1966) High calorie intravenous feeding in surgical patients. Clin. Med. 73 25.
4. Ref. Body Fluid Replacement in the surgical patient. 1970. (Edit. Fox and Nahas).
5. Ref. (1961). Acta. Chir. Scand. Suppl. 278, 3, and over 50 subsequent publications by various authors.

Further information on request.

THE 'FIVE STAR' FUEL

PAINES & BYRNE LTD · GREENFORD · MIDDLESEX



Calm for the stomach of the ulcer prone.

For the peptic ulcer patient
hyperacidity and hypermotility can mean pain.

Nacton forte relieves this pain by its vagal blocking
action. Long-lasting pain relief is ensured,
and an environment which encourages healing.

There are no side effects at therapeutic doses.
Modern, effective treatment for peptic ulceration.

Nacton forte  **Bencard**


Full information on Nacton* forte (poldine methylsulphate B.P.)
is available on request from:

Bencard - Great West Road - Brentford - Middlesex.

*regd.



***Maxolon for
dyspepsia, ga
peptic ulcer***



fundamental treatment for gastro

flatulence, gastritis, and other symptoms

For the first time, treatment of gastro-duodenal disorders can move beyond the simple alleviation of hyperacidity and spasm. Disturbance of gastro-duodenal motility has become increasingly established as a major factor in the aetiology of gastro-duodenal symptoms. In restoring this disturbed motility to normal, Maxolon represents a unique approach to therapy. And it works – flatulence, dyspepsia, gastritis, hiatus hernia and peptic ulcer symptoms have all shown high symptomatic response to Maxolon. Even difficult post-cholecystectomy dyspepsias have responded well.

Side-effects and precautions

Although very rare at normal dosage, various extrapyramidal reactions have been reported. Maxolon's action in the gastro-duodenal tract is antagonised by anticholinergics. Maxolon should not be used during the first trimester of pregnancy.

Maxolon acts by synchronising antral and duodenal contractions, increasing the competence of the cardiac and pyloric sphincters and promoting normal peristalsis. Reflux, gastric stasis, retention and spasm are all alleviated. Normal motility is restored and gastro-duodenal symptoms resolved. The adult dosage is simple and convenient; one tablet three times a day for a month – *mitte 100*.

Full references are included in "Maxolon in the treatment of gastro-duodenal conditions", copies of which, and further information, are available on request.

Dosage

Adults: 10 mg three times daily.

Children: 2½-3 mg three times daily according to age.

-duodenal conditions

Maxolon



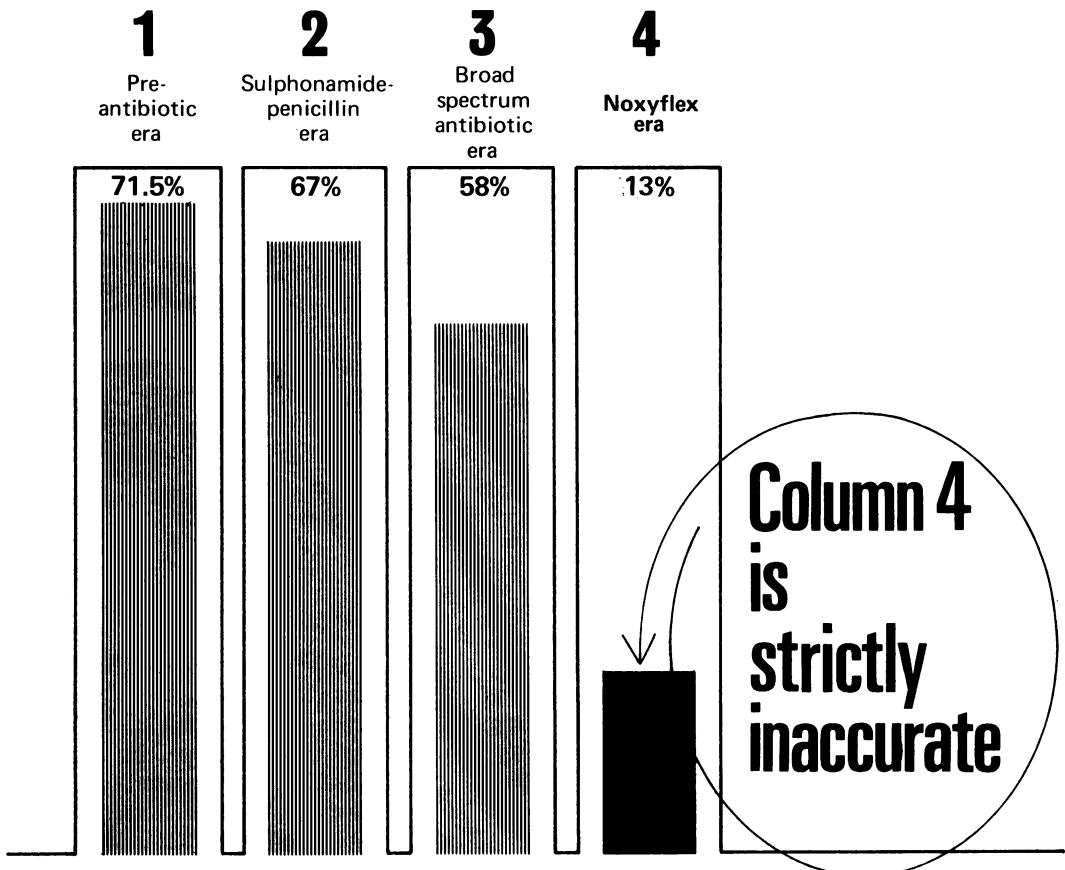
Maxolon* (metoclopramide) is a product of

Beecham Research Laboratories Brentford, England. *regd.



THE QUEEN'S AWARD
TO INDUSTRY
1966-1974

The graph below compares mortality rates due to faecal peritonitis, era by era. It is not pedantically accurate because its sources differ. But the point is fairly made.



Why inaccurate? Because column 4 refers to 23 cases of faecal peritonitis which were treated successfully with Noxyflex. But the *3 deaths which occurred were due to causes other than peritonitis - as post-mortem revealed. **The mortality rate due to peritonitis can therefore be regarded as zero.**

* The whole graph, and the causes of the deaths referred to are the subject of the new Noxyflex folder "Why three deaths?" You will receive at least one copy!

**When bacterial contamination
of the peritoneum is
diagnosed or suspected:**

Noxyflex
Geistlich Chester

THE LIQUORICE REVOLUTION

CAVED-S contains the only patented liquorice with a standardised dose. Free from side effects (Oedema etc.) and yet powerfully antispasmodic, that heals Gastric Ulcers. (BMJ.1970 1.55-160 Gut 1969 10.299-302) and effective treatment for Duodenal Ulcers (Gut.1968 948.51)

CAVED-S contains half normal dose of antacid but compound tablets produced better in VIVO control than normal dose of antacid. MED WELT. 1963 18 1031; 1034

CAVED-S
the ulcer fighter



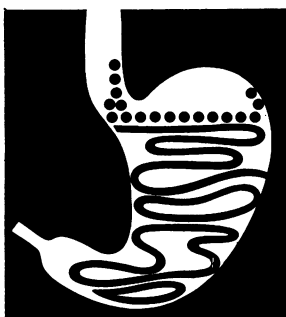
Tillotts Laboratories, 44 Lupus Street, London, S.W.1. Tel: 01-828 3641

NEW CONCEPT **physical**



suppression of gastric reflux

Unique demulcent gel occludes cardiac sphincter for at least 1 hour



Protects oesophageal mucosa from acid attack



'Gaviscon' has a unique physical mode of action which is specific and efficient in the treatment of gastric reflux. Taken after meals and at bedtime, 'Gaviscon' produces a viscous demulcent gel which floats on top of the stomach contents and so occludes the cardiac sphincter for at least 1 hour.

As intra-abdominal pressure increases, so the demulcent 'Gaviscon' gel moves up into the oesophagus, soothing and protecting the mucosa. By adhering to the oesophageal mucosa 'Gaviscon' protects against acid attack and prevents auto-digestion. The pain of heartburn is thus effectively relieved allowing the inflamed oesophageal mucosa to heal.

■ Prevents pain caused by acid reflux ■ Breaks the vicious circle of acid reflux – sphincter irritation and incompetence – acid reflux ■ Simplifies the diagnosis of reflux oesophagitis ■ Often postpones the need for surgery ■ Ideal for long term prophylaxis.

NEW ADDITION mint-flavoured tablets



GAVISCON^{REGD}

Gastric Reflux Suppressant

Each 'Gaviscon' tablet contains Alginic Acid BPC 260 mg, Sodium Alginate BPC 260 mg, Magnesium Trisilicate BP 26 mg, Dried Aluminium Hydroxide Gel BP 104 mg, Sodium Bicarbonate BP 88.5 mg in an inactive base including Sucrose BP 712 mg and Mannitol BP 935 mg. Also available as chewable chocolate flavoured granules.

A single dose (2 tablets) is recommended after each meal and at bedtime.

Further information available on request from: Reckitt & Colman Pharmaceutical Division, Hull.

CLINICS IN GASTROENTEROLOGY

In the tradition of the famous "Clinics of North America", but with an international flavour, Clinics in Gastroenterology presents practical, in-depth reports prepared by gastroenterologists associated with leading medical institutions. These highly experienced clinicians describe current methods of managing all kinds of gastroenterological disease and disorder.

Published three times each year, every issue is a liberally illustrated 200 page hardbound work filled with clinically useful information on the latest advances and most recently developed techniques—considerably earlier than they would appear in medical texts and in substantially greater detail than in journal articles. Every issue is a self-contained book dealing with a specific aspect of gastroenterology. Chapters are written on invitation from the guest editor for the issue, by leading investigators, teachers and practitioners.

Volume 1. No. 1. January 1972

THE ENDOCRINE PANCREAS

Edited by Henry T. Howat, MD, FRCP, FRCP(Ed), *Manchester Royal Infirmary*

Volume 1. No. 2. May 1972

CROHN'S DISEASE

Edited by Bryan N. Brooke, MD, MChir, FRCS, *Professorial-Surgical Unit, St. George's Hospital, London*

Volume 1. No. 3. September 1972

VASCULAR DISORDERS OF THE ALIMENTARY TRACT

Edited by Adrian Marston, DM, MCh, FRCS, *Consultant Surgeon, The Middlesex and the Royal Northern Hospitals, London*

Clinics in Gastroenterology is published three times each year (January, May and September). Each issue is hardbound and approximately 200 pages long. Annual subscription: £9.00

EDITORIAL BOARD

Ian A. D. Bouchier (UK)
Bryan N. Brooke (UK)
W. Creutzfeldt (Germany)
N. C. Hightower (USA)
Helge Worning (Denmark)

FUTURE ISSUES

Immunology and Gastrointestinal Disease
Peptic Ulceration
Gall Bladder
Malabsorption
Genetic Aspects of G.I. Disease

W. B. Saunders Co. Ltd. 12 Dyott Street, London WC1 1DB

duphalac[®] in liver failure

Duphalac (lactulose) is now well established as a valuable agent in the treatment of portal-systemic encephalopathy. A recent review in Gut describes its role in these terms.*

"Lactulose is a useful addition to the existing treatment of cirrhotic patients with neuropsychiatric disorders. Most patients respond particularly those with mild and relatively stable symptoms; such patients may receive lactulose indefinitely, and enjoy improved tolerance of dietary protein . . .

. . . lactulose is free from significant side effects, and therefore falls into place as a valuable alternative to antibiotics when prolonged therapy is required". *Gut, 1970, 11: 1043-1048

The following work on Duphalac in portal systemic encephalopathy has been published:

Treatment of chronic portal-systemic encephalopathy with lactulose *Lancet*, 1966, 1: 890-892.

Portal-systemic encephalopathy treated with lactulose (letter) *Lancet*, 1966, 2: 281

Treatment of hepatic system encephalopathy with lactulose *Medical Journal of Australia*, 1968, 2: 160-163

Treatment of portacaval encephalopathy by lactulose *Presse medicale*, 1968, 76: 1675-1676

Cirrhosis, hyperammonaemia and lactulose *Tijdschrift voor Gastro-Enterologie*, 1968, 11: 123-139

Lactulose in the treatment of chronic portal-systemic encephalopathy: a double-blind clinical trial *New England Journal of Medicine*, 1969, 281: 408-412

Long-term treatment of portal-systemic encephalopathy with lactulose *Australasian Annals of Medicine*, 1969, 16: 117-123

Die Behandlungen des chronischen Coma hepaticum mit Laktulose *Therapeutische Umschau und medizinische Bibliographie*, 1969, 26: 275-277

Lactulose treatment of chronic hepatportal encephalopathy: a clinical and electroencephalographic study *Acta medica Scandinavica*, 1970, 187: 337-346

The value of EEG frequency analysis in hepatic encephalopathy *J. Ryl. Coll. Surg. Edinb.*, 1970, 15: 151-157

Some observations on the effects of treatment with lactulose on patients with chronic hepatic encephalopathy *Quarterly Journal of Medicine*, 1970, 39: 245-263

A controlled clinical trial of lactulose in hepatic encephalopathy *Gastroenterology*, 1970, 59: 827-832


Duphalac syrup is supplied in bottles of 200 ml and 2 litres. It contains lactulose 80% w/w, galactose 8% w/w and lactose 5% w/w.

Further information available on request.

duphar

DUPHAR LABORATORIES LIMITED BASINGSTOKE HANTS. TEL 0256 26351
PHILIPS-DUPHAR (IRELAND) LIMITED RAINSFORD STREET DUBLIN 8 TEL DUBLIN 754271

duphar



Merck

— reliability and purity
— research

Since 1668, when F.J.Merck started his pharmacy, our products have been the standard for reliability and purity.

Research is the cornerstone of our success – both past and present – and over 1500 of our employees are currently engaged in research and development.

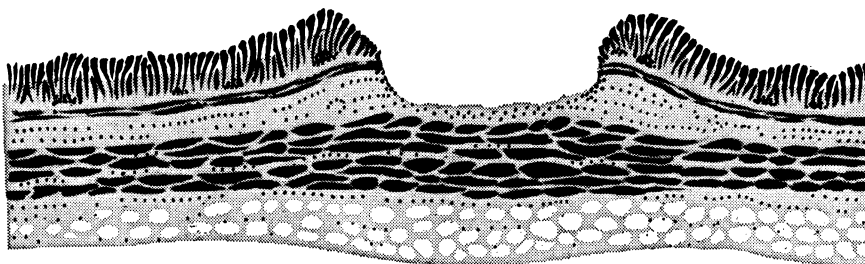
We'll be introducing a few of our products in 1972. You'll be able to see for yourself – just as your forefather did – that the products of Merck are among the most outstanding in the service of medicine.



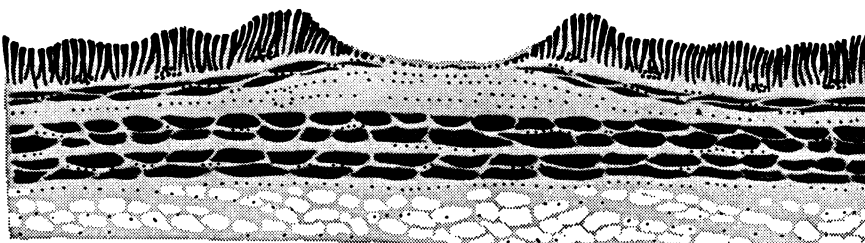
If you're interested in our history, we can send you a book which illustrates the first 300 years of our existence.

Merck Limited,
Wokingham, Berkshire.
Telephone: West Forest 8212


Gefarnil and gastric ulcers



0-15 days: Remission of symptoms occurs.



15-30 days: Ulcers are no longer detectable radiographically, but may be evident endoscopically.



30-60 days: Ulcers are no longer detectable endoscopically.

EVIDENCE

At the 4th International Congress of Gastroenterology a British multi-centre, double-blind clinical trial* indicated that Gefarnil is a useful healing agent in gastric ulcers.

23 patients were studied, 12 receiving Gefarnil and 11 a placebo. All patients remained ambulant, but were instructed to avoid fried foods. They received antacids as necessary. All patients in the Gefarnil group showed a reduction in ulcer size.

Gefarnil

60 DAYS' TREATMENT — THE RELIEF OF A LIFETIME

Full information available on request

*4th International Congress of Gastroenterology, Copenhagen, July, 1970.

Gefarnil (Gefarnate) is a trade mark and is manufactured under licence from Istituto De Angeli, Milan, Italy by The CROOKES Laboratories Limited, Basingstoke, Hampshire



GASTROENTEROLOGY:

The monthly seminar

You may object to our calling a medical journal a seminar. But consider it this way: each month, you share in the results of research and clinical studies of your confreres. When the after-hours free you at the end of the day's appointments, consult GASTROENTEROLOGY. You'll find:

- 1.) **Selected summaries.** Abstracts of relevant new work, with a brief expert critique.
- 2.) **Original papers.** Studies of the liver, alimentary tract, pancreas and biliary tract.
- 3.) **Case Studies.** Dealing with clinical research.

Too, there'll be editorials, symposium reports, and a "special comments" section for readers to present their views of papers that have appeared in recent issues—your chance to participate in the "monthly seminar" when you so desire.

GASTROENTEROLOGY. The official organ of the American Gastroenterological Association. From the Williams and Wilkins Company.

Published monthly/2 volumes per year/Subscription: \$25 (Resident rate: \$15.00)
Overseas postage: \$3.00

Sample Selections

Presentation of the Julius Friedenwald Medal to Andrew Conway Ivy.
M. I. Grossman

Effect of Long Term Anticholinergic Therapy on Gastric Acid Secretion, with Observations on the Serial Measurement of Peak Histalog Response.
R. P. Norgaard, D. E. Polter, J. W. Wheeler, Jr., and J. S. Fordtran.

A Controlled Study on the Use of Propantheline and Amylopectin Sulfate (SN-263) for Recurrences in Duodenal Ulcer. *D. C. H. Sun and M. L. Ryan.*

Basal and Histamine-stimulated Human Gastric Acid Secretion. Lack of Effect of Indomethacin in Therapeutic Doses. *D. H. Winship and G. C. Bernhard.*

Gastric Juice Lactic Acidosis in the Presence of Gastric Carcinoma. *D. W. Piper, M. L. Kemp, B. H. Fenton, M. J. Croydon, and A. D. Clarke.*

The Williams & Wilkins Co./428 E. Preston St./ Baltimore, Md./21202/U.S.A.

Selected Writings of Sir Arthur Hurst (1879-1944)

Wordsworth said of Coleridge that he was like a torch to set other men alight and the same could be truly said of Sir Arthur Hurst. His case demonstrations drew an audience, not merely from Guy's Hospital and London, but from all over the world. It was characteristic that his younger colleagues took an active part in these demonstrations. He inspired many to engage with him in physiological and clinical research work in gastroenterology.

The originality and solidity of his contributions to gastroenterology have sometimes been underestimated just because of his other brilliant gifts. The present volume, which contains only a fraction of his published work, will correct any such misapprehension. It is surprising how much of our present knowledge of gastroenterology goes back to Hurst, as a glance at the Bibliography will show. Moreover, he set an example of the continuous process of discovery and re-appraisal, without which a subject cannot flourish. His inspiration has been transmitted directly to the present generation of gastroenterologists in Great Britain but ultimately it will have to depend on the written word. This memorial volume reveals the reasons for the pride and affection with which the British Society of Gastroenterology looks back to its founder, and ensures, as far as is humanly possible, that his personality and accomplishments will not be forgotten.

The British Society of Gastroenterology is grateful to Dr. Thomas Hunt for having prepared this memorial volume on its founder while many of his friends are still alive and his image is still vivid in our minds. The task has been a considerable one and has been notably well completed.

Price £2.00 (U.S.A. \$6.00) net

Copies can be ordered now direct from

The Publishing Manager, GUT, BMA House, Tavistock Square,
London WC1H 9JR, or through any leading bookseller

SCANDINAVIAN JOURNAL OF GASTROENTEROLOGY

Volume 6, No. 5, 1971

CONTENTS

Review: A. Vos: <i>Gastroesophageal Reflux in Infants and Children</i>	369
S. O. Svensson & S. Emås: <i>Effect of Cholecystokinin on Histamine- and Pentagastrin-Stimulated Acid Secretion</i>	371
M. Lempinen, Y. Collan, A. Sivula, E. Merikallio, K. Salmenkivi, M. Paloheimo, M. T. Turunen, E. J. Jokinen & J. Ahlqvist: <i>Pig-Liver Perfusion. Extracorporeal Pig-Liver Perfusion in a Patient with Acute Hepatic Failure</i>	377
J. Myren & Sissel Reichborn-Kjennerud: <i>Gastroscopy and Cytology in the Diagnosis of Gastric Malignant Diseases</i>	385
L. Ranek, V. Andersen, S. Jarnum, J. Nerup, K. Ramsøe, T. Schiødt, N. Tygstrup, B. Weeke & H. Westergaard: <i>Extracorporeal Irradiation of the Blood: Attempted Immunosuppressive Treatment of Active, Non-Alcoholic Cirrhosis</i>	389
H. Andersson, G. Dotevall & H. Mobacken: <i>Malignant Mesenteric Lymphoma in a Patient with Dermatitis Herpetiformis, Hypochlorhydria, and Small-Bowel Abnormalities</i>	397
J. Kewenter & N. G. Kock: <i>The Effect of Some Spasmolytic Drugs on the Choledcho-Duodenal Junction in Man</i>	401
A. E. O. Wasunna, B. F. Buxton, B. S. Bedi & I. E. Gillespie: <i>Acid Responses of Denervated Fundic (Heidenhain) Pouches to Meals Compared with Those to Histamine and Pentagastrin</i>	407
H. Andersson, G. Dotevall & H. Mobacken: <i>Gastric Secretion of Acid and Intrinsic Factor in Dermatitis Herpetiformis</i>	411
B. H. Novis, Simmy Bank & I. N. Marks: <i>The Cephalic Phase of Pancreatic Secretion in Man</i>	417
S. J. Konturek, T. Radecki, E. Mikos & J. Thor: <i>The Effect of Exogenous and Endogenous Secretin and Cholecystokinin on Pancreatic Secretion in Cats</i>	423
R. Capoferro & O. Torgersen: <i>A Gastric Secretion Test in the Intact Guinea-Pig</i>	429
J. Kewenter: <i>Effects of Graded Acetylcholine Infusions on Intestinal Motility, Volume, and Blood Flow</i>	435
H. Schjønby & T. J. Peters: <i>The Estimation of Intrinsic Factor Using Guinea-Pig Intestinal Brush Borders</i>	441
B. Andersen, T. Clemmesen, M. Sprechler & H. Baden: <i>Anastomotic Recurrences and Five-Year Survival Rate after Low Anterior Resection for Cure in 128 Patients with Rectal Cancer</i>	449
H. T. Debas, M. M. Cohen, I. B. Holubitsky & R. C. Harrison: <i>Caffeine-Stimulated Acid and Pepsin Secretion: Dose-Response Studies</i>	453
M. Siurala & H. J. Salmi: <i>Long-Term Follow-up of Subjects with Superficial Gastritis or a Normal Gastric Mucosa</i>	459
D. W. Piper, A. D. Clarke, D. Whitecross & M. Croydon: <i>Lactic Acid in Gastric Juice</i>	465
O. Kronborg: <i>The Value of the Insulin Test in Predicting Recurrences after Vagotomy and Drainage for Duodenal Ulcer</i>	471

Issued 20 August 1971

THE SCANDINAVIAN JOURNAL OF GASTROENTEROLOGY publishes original papers in gastroenterology and pertinent fields of nutrition. Each issue contains about 100 pages; eight issues form one annual volume. Supplements are supplied free of charge to subscribers. The subscription price, including postage, is N. kr. 220.- (U.S. \$36.-) payable in advance.

Editorial Correspondence

Manuscripts should be addressed to the managing editor. The Scandinavian Journal of Gastroenterology has no objection to the reproduction of short passages and illustrations from this journal without further formality than acknowledgement of the source.

Business Communications

Business communications, including subscriptions and orders for reprints or advertisements, should be sent to the publishers.

Publishers

UNIVERSITETSFORLAGET

P.O. Box 307, Blindern, Oslo 3 Norway

INTESTINAL ABSORPTION AND ITS DERANGEMENTS

The Proceedings of a Symposium organized by The Royal College of Pathologists

Edited by A. M. Dawson

CONTENTS

Intestinal transfer mechanisms, measurements, and analogies	D. H. SMYTH
<i>Carbohydrates</i>	
Carbohydrate digestion and absorption	R. HOLMES
Disorders of carbohydrate absorption in childhood	CHARLOTTE M. ANDERSON
Disaccharidase deficiencies	G. NEALE
<i>Proteins</i>	
Protein absorption	D. M. MATTHEWS
Disorders of intestinal amino-acid transport	M. D. MILNE
Protein-losing enteropathy	A. S. TAVILL
<i>Haemopoietic factors</i>	
Iron absorption	A. JACOBS
Absorption of cobalamins	I. CHANARIN
Folate absorption	A. V. HOFFBRAND
<i>Lipids</i>	
The absorption of fat	A. M. DAWSON
Absorption of fat-soluble vitamins and sterols	GILBERT R. THOMPSON
<i>Salt and Water</i>	
Salt transport	D. S. PARSONS
Conservation of fluid and electrolytes by the human gut	G. E. SLADEN
<i>Morphology</i>	
The interpretation and significance of morphological abnormalities in jejunal biopsies	R. WHITEHEAD
<i>Microbiology and immunology</i>	
The influence of intestinal bacteria on the absorption and metabolism of foreign compounds	R. E. O. WILLIAMS, M. J. HILL and B. S. DRASAR
Clinical and nutritional significance of intestinal bacterial overgrowth	FRANCIS O'GRADY and ANGELA VINCE
Observations on the reaction of the intestinal mucosa to bacterial challenge	R. KENWORTHY
Immunological disturbances in the pathogenesis of malabsorption	J. R. HOBBS
The investigation of malabsorption	CLIFFORD F. HAWKINS

PRICE £2.00 (U.S.A. \$6.00) INCLUDING POSTAGE

ORDER YOUR COPY NOW

BRITISH MEDICAL JOURNAL · TAVISTOCK SQUARE · LONDON WC1H 9JR
