

If it is a gastric ulcer  
the proven way to heal it  
is with Biogastrone®



**Biogastrone®**  
carbenoxolone sodium



# Duodenal and gastric ulcers

These are the facts

21 hospital trials

911 patients

69-92%

success rate

**CAVED-(S)**

No toxic side effects ever reported  
Ambulant therapy  
No dietary, smoking or alcohol  
restrictions  
Exceptionally low cost  
No salt and water retention  
No age, cardiac or respiratory  
restrictions  
No need for antacids  
Can reduce the need for surgery  
with duodenal ulcer patients

# Salazopyrin<sup>®</sup> in the whole spectrum of ulcerative colitis ...



*mild... moderate...  
severe (fulminating)...  
relapse.*

"Among measures designed to prevent relapse small doses of corticosteroids are useless, and larger doses carry the risks of the therapy. (Salazopyrin) has been shown to reduce the relapse rate greatly when used in a maintenance dose . . . over a period of one year".  
Brit. med. J. (1968) 2, 539-542, 605-607.

Salazopyrin (sulpha-salazine) is available as the plain 0.5 g. tablet, as the 0.5 g. EN-tab and as an 0.5 g. suppository.

Literature and detailed information on Salazopyrin are available on request.

Pharmacia (Great Britain) Ltd,  
Paramount House, 75 Uxbridge Road,  
London W.5.  
Telephone: 01-579 0102/7.



Pharmacia

# Maxolon

## a powerful anti-emetic...

## which also restores

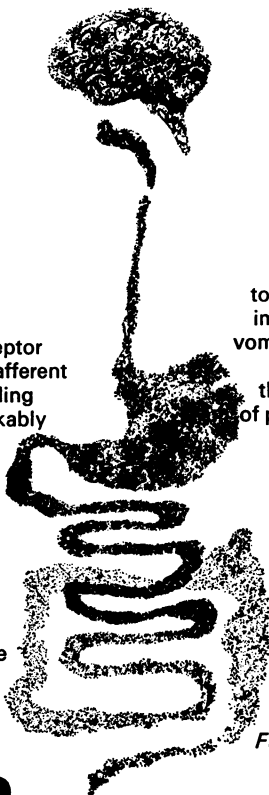
## gastric motility

### Maxolon is of proven value in nausea and vomiting...

Maxolon acts centrally on the chemoreceptor trigger zone, and also acts locally on the afferent nerves of the pylorus and duodenum leading to the vomiting centre. Maxolon is remarkably effective in the treatment of nausea and vomiting from a wide range of gastric disorders. In a clinical trial (1) Maxolon achieved an 80% reduction score in nausea and 87% in vomiting.

### ... Maxolon also restores gastric motility

This makes it unique among products used in the alimentary tract. Spasm where present is relieved and stasis gives way



to normal peristalsis. This action is of great importance in the treatment of nausea and vomiting but also leads to a consideration of further therapeutic applications. Among these are its known value in the treatment of post vagotomy symptoms, post operative gastric hypotonia, duodenal intubation and diagnostic radiology.

Maxolon has a good safety record. It does not sedate the patient, nor affect gastric or salivary secretion.

Maxolon is a unique compound—with a well proven clinical record.

Are you finding in practice how much more there is to Maxolon?

(1) Brit. J. clin. Pract. 1967, 21, 457

*Further information is available on request*

# Maxolon

*a powerful anti-emetic and so much more*




Maxolon\* (metoclopramide) is a product of  
Beecham Research Laboratories, Brentford, England.


\*regd.



Gastric ulcers—endoscopic photograph




# Gefarnil brings the ulcer problem down to size.



Traditional treatment in suspected or confirmed peptic ulcer cases is mostly symptomatic—geared simply to relief of pain.

Now there is Gefarnil—the unique healing agent. Its anti-ulcer properties have already been well established in animal experiments and clinical trials<sup>1,2,3</sup>. Its sys-

temic action means that Gefarnil can reach ulcer sites in both stomach and duodenum, and while many other agents act by surface contact, merely providing an environment for healing, Gefarnil takes effect through its blood-tissue level, independent of conditions in the gut lumen.



The expected sequence of events with Gefarnil is as follows:

- 15 days—remission of symptoms (usual antacid/antispasmodic treatment advisable during this period)
- 30 days—ulcers no longer detectable radiographically (but may still be evident endoscopically)
- 60 days—ulcers no longer detectable endoscopically.

Only minor transient side effects occur with Gefarnil, which can thus be used with confidence not only in confirmed but also in suspected ulcer patients.

Gefarnil\* is presented as capsules, each containing 50 mg. Gefarnate, and as injection solution, 50 mg. per ml.

Further information available on request.

<sup>1</sup> Arch. Int. Pharmacodyn (1964), 147, 113. <sup>2</sup> Minerva Gastroenterologica (1967), 13, 157. <sup>3</sup> 4th World Congress Gastroenterology (1970).



# Gefarnil

60 DAYS' TREATMENT...THE RELIEF OF A LIFETIME

\* trademark



 The CROOKES Laboratories Limited  
Basingstoke, Hants

*The FIRST book to cover ALL aspects of . . .*  
**Advanced Gastrointestinal Cancer**  
 Clinical Management and Chemotherapy

BY

*Charles G. Moertel, M.D., and Richard J. Reitemeier, M.D.*

Although the greater portion of the book is devoted to clinical research programs in chemotherapy and radiation therapy, the authors are keenly aware of the practical day-to-day problems met by the physician as he is called upon to administer supportive and symptomatic care. Special sections are devoted to pain control, management of edema and ascites, the control of nausea and vomiting, nutritional measures, assisting the patient's family, and pre-terminal care. Experienced specialists describe the palliative techniques employed by the general surgeon, the radiation therapist, the neurosurgeon, and anesthesiologist.

The second part of the book concerns the chemotherapy of advanced gastrointestinal cancer. Therapeutic agents, the fluorinated pyrimidines, are discussed in great detail including their administration, the relationship of their toxicity to the regression of cancer, and the clinical features influencing therapeutic responsiveness.

By **CHARLES G. MOERTEL, M.D., and RICHARD J. REITEMEIER, M.D.,** both of the Mayo Graduate School of Medicine (University of Minnesota). With Seven Contributors from the Mayo Clinic. 236 pp., 48 illus., \$15.00

*Also available*

Dreiling, Janowitz and Perrier

**PANCREATIC INFLAMMATORY DISEASE**

A Physiologic Approach

"... a wealth of clinical experiences . . . are presented with clarity and authority . . . There are a number of good clear line drawings diagramming the operation in current use for chronic pancreatitis. This one short volume will become a useful reference source to everyone interested in pancreatitis . . . and in this area it provides an outstanding current review."  
 —S.G. & O.

By **DAVID A. DREILING, M.D., and HENRY D. JANOWITZ, M.D.,** both of Mt. Sinai Hospital, New York; and **CLAUDE V. PERRIER, M.D.,** Clinique et Universitaire de Therapeutique, Geneva. 250 pp., 82 illus., \$10.50

Durham

**ENCYCLOPEDIA OF MEDICAL SYNDROMES**

"Once a physician has familiarized himself with this book he would probably not want to be without it." *J.A.M.A.*

"... an indispensable volume for anyone wishing to increase his knowledge while practicing medicine. It should be readily at hand for reference." *Archives of Internal Medicine.*

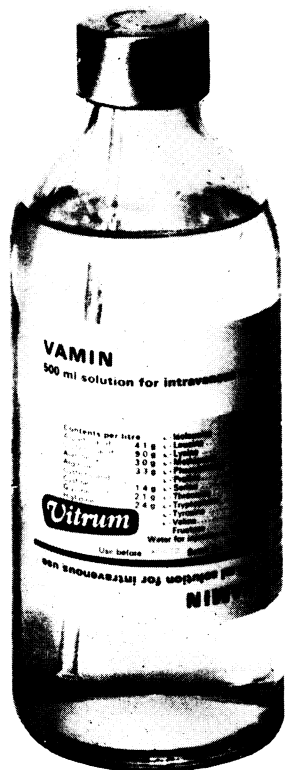
By **ROBERT H. DURHAM, M.D., F.A.C.P.,** Henry Ford Hospital, Detroit. 644 pp., \$15.00

*ORDER YOUR COPIES FROM*

HARPER & ROW, Publishers  
 49 East 33 Street

*Medical Department*  
 New York, N.Y., U.S.A. 10016

**CRYSTALLINE AMINO-ACIDS**



**VAMIN** provides, for the first time, a physiological mixture of pure crystalline amino acids, all in the L-form, for intravenous use.

For the few occasions on which a crystalline solution may be preferred to the casein hydrolysate (Aminosol), VAMIN offers a balanced combination of essential and non-essential amino acids together with fructose and minerals to meet basic nutritional requirements.

1 litre VAMIN provides 9.4 G amino nitrogen and 650 calories. Additional calories are available from Intralipid.

Packing: 500 ml. Descriptive literature on request.

**ALL IN THE L-FORM**



# DUOGASTRONE<sup>®</sup> CAPSULES

carbenoxolone sodium

“... heal duodenal ulcers in ambulant patients, without recourse to expensive and overloaded hospital facilities”.

*Gut* 1970, **11**, 171-175

## Radiological and Clinical Assessment at 12 weeks.

Radiological Changes	Healed	Improved	No Change	Worse
Control Group	0	0	14	0
DUOGASTRONE Group	4	4	6	0

Final Clinical Comment	Marked Improvement	Little or No Change	Worse
Control Group	0	14	0
DUOGASTRONE Group	13	1	0

The therapeutic action of DUOGASTRONE is quite different from that of traditional remedies for peptic ulcer. It has no effect upon gastric motility or acid secretion, but appears to act directly upon the ulcerated mucosa, probably by increasing the production of adherent mucus and encouraging epithelialisation as BIOGASTRONE does in the stomach.

The therapeutic benefits of DUOGASTRONE—

- Speeds the healing of duodenal ulcers
- Relieves symptoms within a few days
- No dietary restrictions are necessary
- Patients on DUOGASTRONE therapy lead a normal, working life



Full information available on request from

**BERK PHARMACEUTICALS LTD.**  
GODALMING & SHALFORD,  
SURREY

Made under licence from  
Biorex Laboratories Ltd., London.  
British Patent Nos. 843,133 and  
1,093,286. © Bend. Trade Mark. J-3228



# RIFOCIN<sup>®</sup>-M

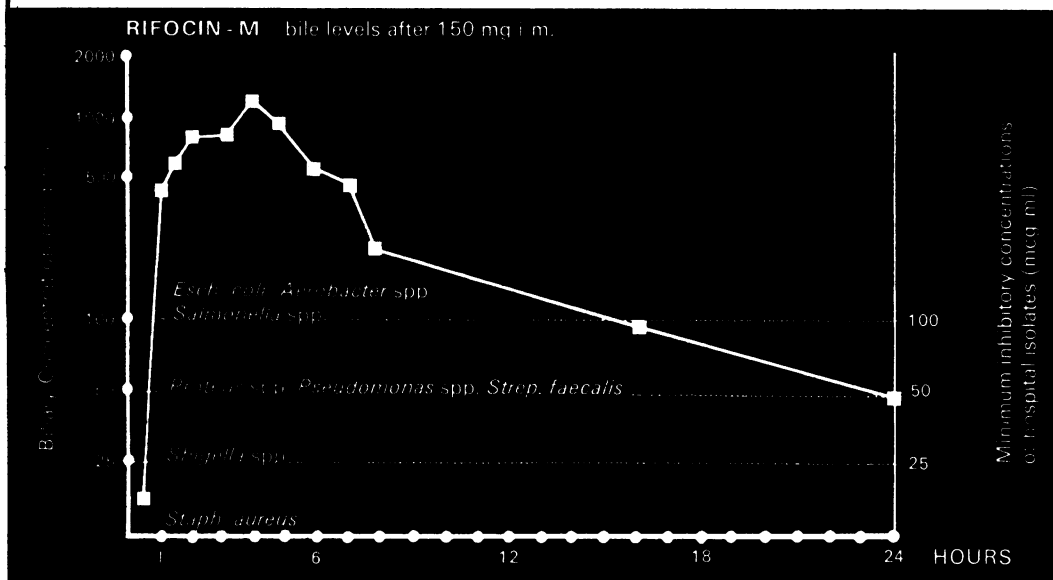
rifamide LEPETIT

## in BILIARY TRACT INFECTIONS

"... it is unique in its action in acute cholecystitis and other bacterial diseases of the biliary tract, for which it is the only specific antibiotic."<sup>1</sup>

"A much higher proportion of the organisms found in cholangitis would be expected to be inhibited by this drug than by other antibiotics that achieve effective bile levels..."<sup>2</sup>

### RIFOCIN-M BILIARY LEVELS AND MIC'S OF HOSPITAL ISOLATES



- \* Active against penicillinase-producing organisms.
- \* No cross-resistance or cross-allergenicity with other antibiotics has been demonstrated.
- \* Well tolerated. No toxic reactions have been reported.
- \* Dose: 150 mg intramuscularly every 8-12 hours.

RIFOCIN-M (rifamide) is a member of the RIFAMYCINS—a new group of antibiotics discovered and developed in the Research Laboratories of LEPETIT.

References: 1. *Med. J. Aust.*, 1966, **1**, 1-7. 2. *Brit. J. Pharmacol.*, 1967, **31**, 506-512.

Full information is available on request.



**LEPETIT Pharmaceuticals Ltd.**

Nicholson House, High Street, Maidenhead, Berks. Tel: Maidenhead 32277

# SCANDINAVIAN JOURNAL OF GASTROENTEROLOGY

Volume 5, No. 8, 1970

## CONTENTS

Review: J. Nickels & E. M. Laasonen: <i>Pancreatic Heterotopia</i> .. .. .	639
Vibeke Binder & P. Riis: <i>Examination of the Inflammatory Reaction in Ulcerative Colitis by Use of the Skin-Window Technique</i> .. .. .	641
A. Berstad & H. Petersen: <i>Dose-Response Relationship of the Effect of Secretin on Acid and Pepsin Secretion in Man</i> .. .. .	647
B. M. Amdrup & C. A. Griffith: <i>The effect of Insulin upon the Secretary Response to Feeding in Dogs with Selective Vagotomy of the Parietal Cell Mass</i> .. .. .	655
B. M. Amdrup & C. A. Griffith: <i>The Effect of a Ganglion-blocking Agent (Hexamethonium Bromide) upon the Secretary Response to Feeding in Dogs with Selective Vagotomy of the Parietal Cell Mass</i> .. .. .	667
R. I. Russel & A. Goldberg: <i>The Effect of Buffered and Unbuffered Aspirin on Gastric pH Measured by a pH-Sensitive Telemetering Capsule</i> .. .. .	675
T. Kardel, Yrsa Lund, P. Zander Olsen, V. Møllegaard & A. Gammeltoft: <i>Encephalopathy and Portacaval Anastomosis</i> .. .. .	681
O. Kronborg: <i>Pre- and Postoperative Insulin Tests in Patients with Duodenal Ulcer. Comparison with the Augmented Histamine Test</i> .. .. .	687
O. Kronborg: <i>Results of Prolonged Insulin Tests in Patients with Duodenal Ulcer. Comparison between Insulin- and Histamine-activated Gastric Acid Secretion</i> .. .. .	695
O. Kronborg: <i>Repeated Insulin Tests in Patients with Duodenal Ulcer after Truncal Vagotomy and Pyloroplasty</i> .. .. .	703
Vibeke Binder: <i>The Content of Eosinophil Granulocytes in the Colonic Mucosa in Ulcerative Colitis</i> .. .. .	707
J. F. Rehfeld & E. Hippe: <i>Serum Insulin Response to Oral Glucose in Pernicious Anemia</i>	713
Index .. .. .	

Issued 10 November 1970

THE SCANDINAVIAN JOURNAL OF GASTROENTEROLOGY publishes original papers in gastroenterology and pertinent fields of nutrition. Each issue contains about 80 pages; eight issues form one yearly volume. Supplements are supplied free of charge to subscribers. The subscription price including postage is N. kr. 150.-(\$25.-) payable in advance.

### *Editorial Correspondence*

Manuscripts should be addressed to the managing editor. The Scandinavian Journal of Gastroenterology has no objection to the reproduction of short passages and illustrations from this journal without further formality than acknowledgement of the source.

### *Business Communications*

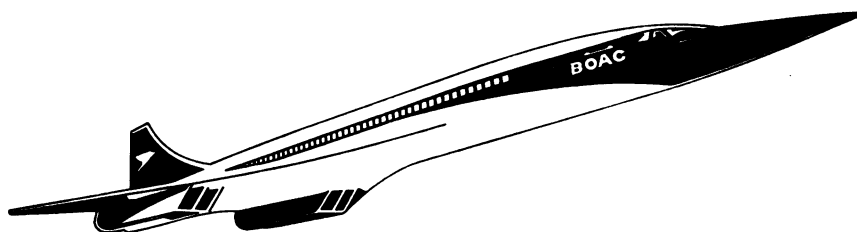
Business communications, including subscriptions and orders for reprints or advertisements, should be sent to the publishers.

Publishers

UNIVERSITETSFORLAGET

P.O. Box 307, Blindern, Oslo 3 Norway

Photograph by courtesy of B.O.A.C.



## ***your journal by air mail***

Many subscribers prefer to receive their copy of *GUT* within a few days of its publication by having it sent by air mail.

*This is a service for all subscribers* at the following annual rates which are charged in advance and in addition to the normal annual subscription rate.

<b>If you reside in</b>		<b>Air Mail Charges</b>
<b>Area A</b> (Examples)	Middle East, Cyprus, and Spanish N. & W. Africa etc.	£5.50
<b>Area B</b> (Examples)	Rest of World, including North America etc.	£7.25 (U.S.A. \$17.00)
<b>Area C</b> (Examples)	Australasia & Far East etc.	£8.50

Subscribers who wish to take advantage of this air mail service should write direct to The Subscription Manager, *GUT*, B.M.A. House, Tavistock Square, London WC1H 9JR, England.