

**Do you want
to stop his pain...
..or heal his ulcer?**

Why not do both at once?

DUOGASTRONE[®]



BIOGASTRONE[®]



Full details available on request

'In our experience and
in that of other authors
photoscanning with
 ^{75}Se -selenomethionine is a
valuable diagnostic tool in the
investigation of pancreatic disease'

Br. J. Radiol., 1967, 40: 662

In a demanding technique it is
essential that the scanning reagent
be of adequate and
consistent quality
Its continuous use for nine years
and in over 20 countries
attests to the reliability of
L-Selenomethionine-Se 75 supplied by
The Radiochemical Centre

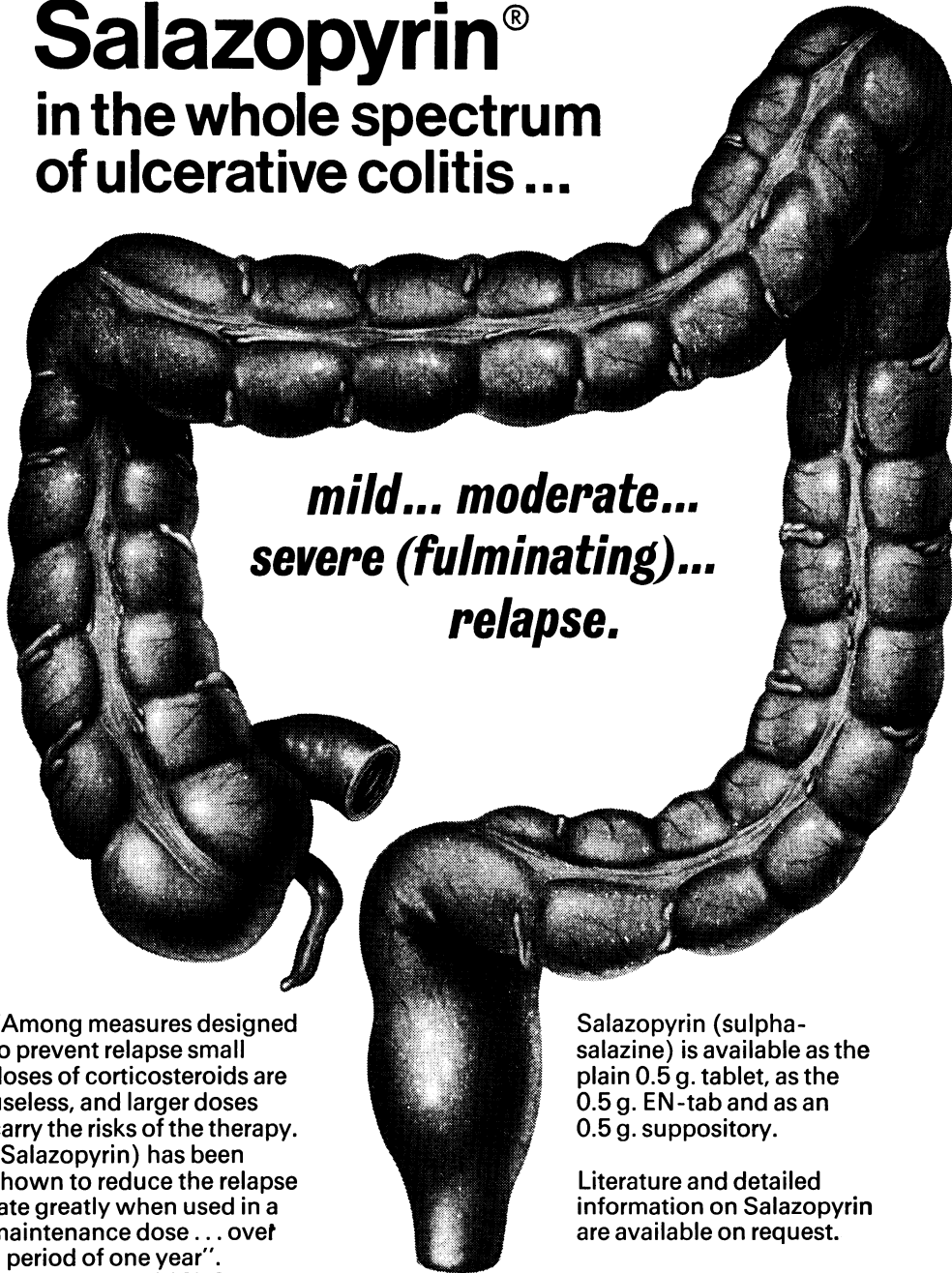
L-Selenomethionine-Se75 injection, Code SC.1P
Full information available on request



The Radiochemical Centre Amersham England

Salazopyrin[®]

in the whole spectrum
of ulcerative colitis ...



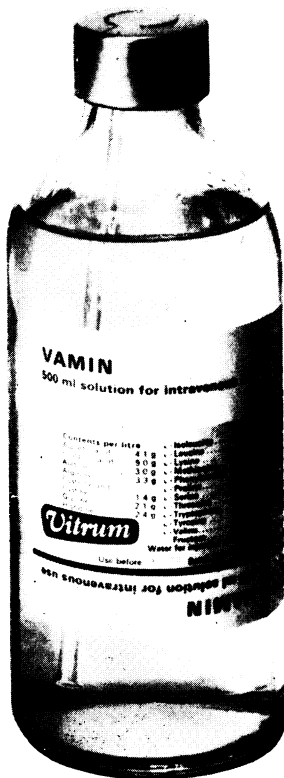
*mild... moderate...
severe (fulminating)...
relapse.*

"Among measures designed to prevent relapse small doses of corticosteroids are useless, and larger doses carry the risks of the therapy. (Salazopyrin) has been shown to reduce the relapse rate greatly when used in a maintenance dose . . . over a period of one year".
Brit. med. J. (1968) 2, 539-542, 605-607.

Salazopyrin (sulpha-salazine) is available as the plain 0.5 g. tablet, as the 0.5 g. EN-tab and as an 0.5 g. suppository.

Literature and detailed information on Salazopyrin are available on request.

CRYSTALLINE AMINO-ACIDS



VAMIN provides, for the first time, a physiological mixture of pure crystalline amino acids, all in the L-form, for intravenous use.

For the few occasions on which a crystalline solution may be preferred to the casein hydrolysate (Aminosol), VAMIN offers a balanced combination of essential and non-essential amino acids together with fructose and minerals to meet basic nutritional requirements.

1 litre VAMIN provides 9.4 G amino nitrogen and 650 calories. Additional calories are available from Intralipid.

Packing: 500 ml. Descriptive literature on request.

ALL IN THE L-FORM



Maxolon

a powerful anti-emetic

restores normal gastric motility

Maxolon is a well proven anti-emetic. It acts both on the trigger zone of the vomiting centre and on the afferent nerves leading from the stomach; in addition, it restores gastric motility. All three actions are responsible for Maxolon's high rate of success as an anti-emetic¹ but it is the third action, in particular, which is attracting fresh clinical interest because of its applications in other fields. With Maxolon, symptomatic treatment of some forms of gastro-intestinal disturbance is taking a completely new direction.



Maxolon increases gastric antral contractions² both in size and strength, and speeds gastric emptying³.

Because of its unique action, Maxolon is already proving extremely valuable in the treatment of gastric stasis, and nausea and vomiting associated with conditions such as gastritis. Maxolon is a unique compound—its efficacy is well documented. Recent work is also confirming its value in a wider range of gastrointestinal conditions.

1. Brit. J. clin. Pract., (1967), 21, 457.
2. Gastroenterology, (1967), 52, 676.
3. Brit. J. Radiol., (1970), 43, 31.

Further information is available on request.

Maxolon *a powerful anti-emetic and so much more*



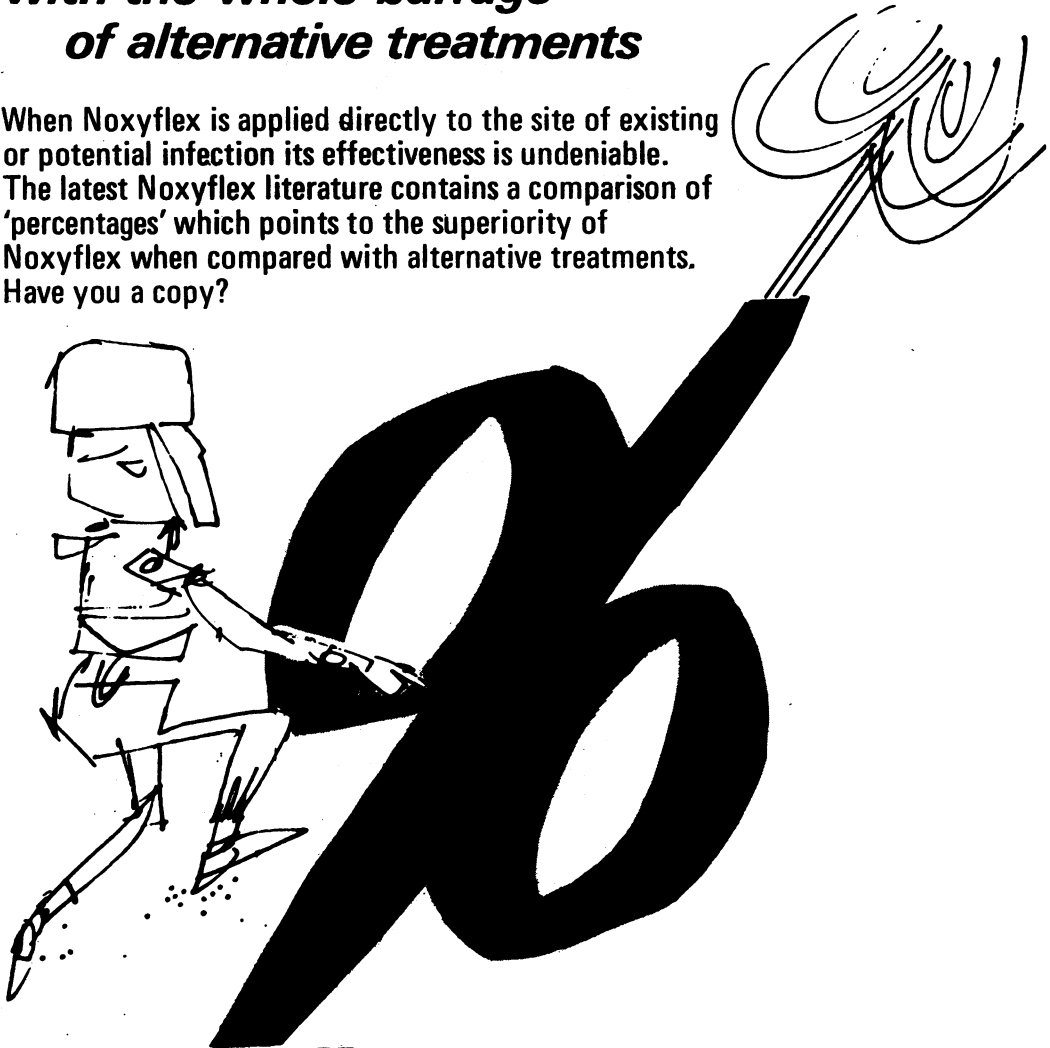
Maxolon* (metoclopramide) is a product of Beecham Research Laboratories, Brentford, England.

*regd



***The combative role
of Noxyflex against bacteria
is seen to be singularly effective
when compared
with the whole barrage
of alternative treatments***

When Noxyflex is applied directly to the site of existing or potential infection its effectiveness is undeniable. The latest Noxyflex literature contains a comparison of 'percentages' which points to the superiority of Noxyflex when compared with alternative treatments. Have you a copy?



Noxyflex
Geistlich Chester

2.5G. Noxytiolin and 10 mgm. Amethocaine HCl

Duodenal and gastric ulcers

These are the facts

21 hospital trials

911 patients


69-92%

success rate

CAVED-(S)

No toxic side effects ever reported
Ambulant therapy
No dietary, smoking or alcohol
restrictions
Exceptionally low cost
No salt and water retention
No age, cardiac or respiratory
restrictions
No need for antacids
Can reduce the need for surgery
with duodenal ulcer patients

**your patient has to live
with the suture...**



ETHICON
SUPER-SMOOTH
Stainless
STEEL NEEDLES

ETHICON provides predictability with ETHIFLEX* sutures — the synthetic you demanded

KNOT TYING EASE

ETHIFLEX P.T.F.E. coated Polyester ties with unusual ease . . . knots glide into place . . . snug down securely . . . and fray is never a problem.

GREATER STRENGTH

Thanks to a unique new braiding process, you get the tensile strength you need without sacrificing the 'hand' you demand.

SUSTAINED RESISTANCE TO STRESS

This non-reactive material passes through tissue with virtually no resistance providing a closure that remains truly dependable.



ETHICON, LTD.
Edinburgh

* Trademarks, ETHIFLEX is the Trademark of ETHICON LTD. for Polyester Fibre Suture treated with Polytetrafluoroethylene.

© ETHICON Ltd 1971

Duphalac[®]
Lactulose

**for a better response
in patients
with hepatic coma**

The Lancet 23rd April, 1966

Treatment of Chronic Portal Systemic Encephalopathy with Lactulose.

"Lactulose controlled neuropsychiatric symptoms as well as neomycin and produced no unpleasant side effects."
... "Its action in preventing hepatic coma is presumably due to a change in bacterial flora secondary to chronic lowering of faecal pH, resulting in a decrease of production of toxic nitrogenous compounds in the colon."

The Medical Journal of Australia 1968, 2:160 (July 27)

Treatment of chronic hepatic encephalopathy with Lactulose.

"... not adequately controlled by long term neomycin therapy and dietary protein restriction. Lactulose produced marked improvement, with disappearance of flapping tremor and construction apraxia, and the patients became fully conscious and mentally more alert. This improvement continued in spite of 70-80 grammes of protein per day in their diet."

Tijdschrift voor Gastro-Enterologie 11,2, 1968.

Cirrhosis, Hyperammonaemia and Lactulose.

"Lactulose may replace neomycin with favourable results in these chronic cases, because it does not have the inconvenient side effects of neomycin such as bacterial resistance, hypersensitivity, secondary infection and moniliasis."

The New England Journal of Medicine 281, 408-412, 1969

Lactulose in the treatment of chronic portal systemic encephalopathy. A double blind clinical trial.

"... lactulose proved effective in controlling chronic portal systemic encephalopathy, enabling neomycin to be discontinued and the daily intake of protein to be doubled."

Australasian Annals of Medicine Vol. 18, No. 2, May 1969

Long-term treatment of portal systemic encephalopathy with lactulose.

"... our experience in the long term use of lactulose has been encouraging. It indicates that the drug is effective in controlling chronic and portal systemic encephalopathy and is a useful substitute for neomycin."

Duphalac syrup contains lactulose 50% W/W, lactose 5% W/W and galactose 8% W/W. Supplied in bottles of 200 ml. and 2 litres. Further information is available on request.

RIFOCIN[®]-M

rifamide

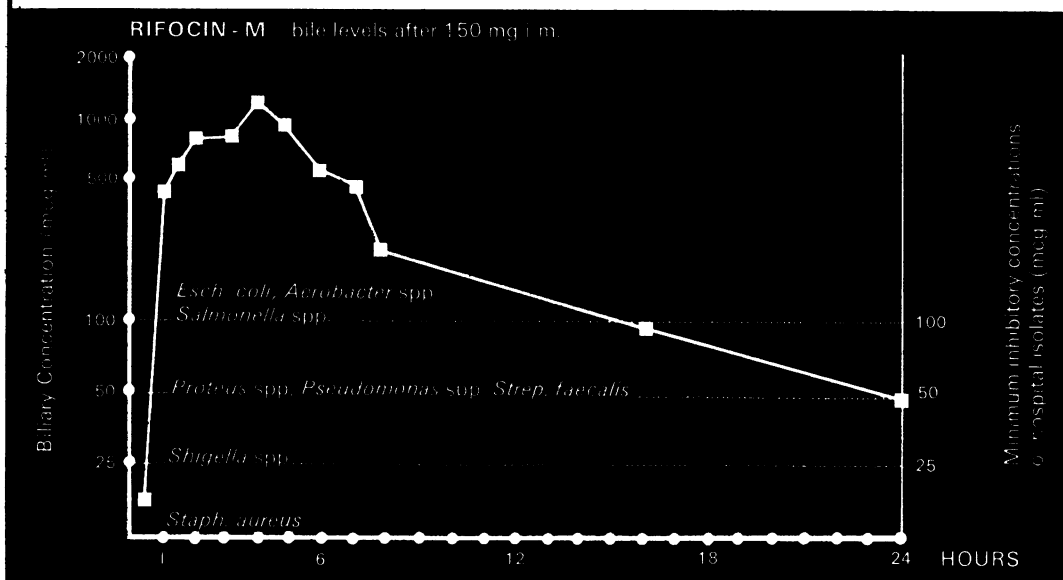
LEPETIT

in BILIARY TRACT INFECTIONS

"... it is unique in its action in acute cholecystitis and other bacterial diseases of the biliary tract, for which it is the only specific antibiotic."¹

"A much higher proportion of the organisms found in cholangitis would be expected to be inhibited by this drug than by other antibiotics that achieve effective bile levels..."²

RIFOCIN-M BILIARY LEVELS AND MIC'S OF HOSPITAL ISOLATES



- * Active against penicillinase-producing organisms.
- * No cross-resistance or cross-allergenicity with other antibiotics has been demonstrated.
- * Well tolerated. No toxic reactions have been reported.
- * Dose: 150 mg intramuscularly every 8-12 hours.

RIFOCIN-M (rifamide) is a member of the RIFAMYCINS—a new group of antibiotics discovered and developed in the Research Laboratories of LEPETIT.

References: 1. *Med. J. Aust.*, 1966, **1**, 1-7. 2. *Brit. J. Pharmacol.*, 1967, **31**, 506-512.

Full information is available on request.



LEPETIT Pharmaceuticals Ltd.

Nicholson House, High Street, Maidenhead, Berks. Tel: Maidenhead 32277



Digestion

Index
Vol. 3, No. 2
1970

Smoldas, J. (Olomouc):
Some Problems of the Ultrasonic Diagnosis of Bile Stones

Pirk, F. and *Skála, I.* (Prague):
Motility of the Digestive Tract After Administration of Medium Chain Triglycerides (MCT) as Compared with Long Chain Triglycerides (LCT)

Pedersen, S. A. (Odense):
Pentagastrin as a Stimulant in Routine Clinical Testing of Gastric Acid Secretion

Elder, J. B. (Glasgow):
Achalasia of the Cardia in Childhood

Beno, I.; Bučko, A.; Chorváthová, V. and *Babala, J.* (Bratislava):
Absorption of d-xylose and Fat and Histological Changes of the Small Intestine in Patients after Partial Gastrectomy

Mauer, I. and *Levitan, R.* (Chicago, IL):
Regional Enteritis and Celiac Artery Stenosis with Negative Small Bowel Studies. A Case Report

Bianchi Porro, G. and *Maiolo, A. T.* (Milano):
Cerebral Hemodynamics and Metabolism in Hepatic Cirrhosis. Effects of Portacaval Shunt Operation

EDITORIAL

Berndt, H. (Berlin):
Malabsorption in Skin Diseases

BOOK REVIEWS

Colombi, A. (Basel):
Early Diagnosis of Fatal Hepatitis

Steinitz, H.; Talis, B. and *Stein, B.* (Tel-Aviv):
Entamoeba histolytica and Dientamoeba fragilis and the Syndrome of Chronic Recurrent Intestinal Amoebiasis in Israel

Takada, A.; Kobayashi, K. and *Takeuchi, J.* (Kazanawa):
Gastroenteric Clearance of Albumin in Liver Cirrhosis; Relative Protein-losing Gastroenteropathy

Hoedemaeker, Ph.J. (Groningen):
Heterotopic Gastric Mucosa in the Duodenum

Penzes, L. (Budapest):
Data of the Chemical Composition of the Ageing Intestine

CASE REPORT

Chowers, I.; Eyal, Z. and *Saltz, N. J.* (Jerusalem):
Cushing's Syndrome Associated with Polyps of the Colon

EDITORIAL

Berndt, H. (Berlin-Buch):
Is Appendectomy Followed by Increased Cancer Risk?

BOOK REVIEWS

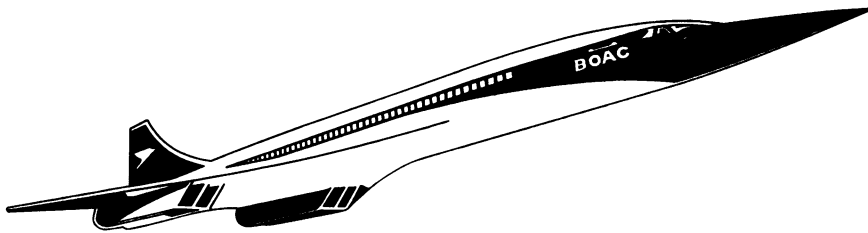
NEWS

Ask for
specimen copies

All orders from the U.K. to be placed with
J. Wiley and Sons Ltd., Baffins Lane, Chichester, Sussex

S. Karger - Basel (Switzerland) - New York

Photograph by courtesy of B.O.A.C.



your journal by air mail

Many subscribers prefer to receive their copy of *GUT* within a few days of its publication by having it sent by air mail.

This is a service for all subscribers at the following annual rates which are charged in advance and in addition to the normal annual subscription rate.

If you reside in		Air Mail Charges
Area A (Examples)	Middle East, Cyprus, and Spanish N. & W. Africa etc.	£5.50
Area B (Examples)	Rest of World, including North America etc.	£7.25 (U.S.A. \$17.00)
Area C (Examples)	Australasia & Far East etc.	£8.50

Subscribers who wish to take advantage of this air mail service should write direct to The Subscription Manager, *GUT*, B.M.A. House, Tavistock Square, London WC1H 9JR, England.

The FIRST book to cover ALL aspects of . . .
Advanced Gastrointestinal Cancer
Clinical Management and Chemotherapy

BY

Charles G. Moertel, M.D., and Richard J. Reitemeier, M.D.

Although the greater portion of the book is devoted to clinical research programs in chemotherapy and radiation therapy, the authors are keenly aware of the practical day-to-day problems met by the physician as he is called upon to administer supportive and symptomatic care. Special sections are devoted to pain control, management of edema and ascites, the control of nausea and vomiting, nutritional measures, assisting the patient's family, and pre-terminal care. Experienced specialists describe the palliative techniques employed by the general surgeon, the radiation therapist, the neurosurgeon, and anesthesiologist.

The second part of the book concerns the chemotherapy of advanced gastrointestinal cancer. Therapeutic agents, the fluorinated pyrimidines, are discussed in great detail including their administration, the relationship of their toxicity to the regression of cancer, and the clinical features influencing therapeutic responsiveness.

By CHARLES G. MOERTEL, M.D., and RICHARD J. REITEMEIER, M.D., both of the Mayo Graduate School of Medicine (University of Minnesota). With Seven Contributors from the Mayo Clinic. 236 pp., 48 illus., \$15.00

Also available

Dreiling, Janowitz and Perrier

PANCREATIC INFLAMMATORY DISEASE

A Physiologic Approach

"... a wealth of clinical experiences . . . are presented with clarity and authority . . . There are a number of good clear line drawings diagramming the operation in current use for chronic pancreatitis. This one short volume will become a useful reference source to everyone interested in pancreatitis . . . and in this area it provides an outstanding current review."
—S.G. & O.

By DAVID A. DREILING, M.D., and HENRY D. JANOWITZ, M.D., both of Mt. Sinai Hospital, New York; and CLAUDE V. PERRIER, M.D., Clinique et Universitaire de Therapeutique, Geneva. 250 pp., 82 illus., \$10.50

Durham

ENCYCLOPEDIA OF MEDICAL SYNDROMES

"Once a physician has familiarized himself with this book he would probably not want to be without it." *J.A.M.A.*

"... an indispensable volume for anyone wishing to increase his knowledge while practicing medicine. It should be readily at hand for reference." *Archives of Internal Medicine.*

By ROBERT H. DURHAM, M.D., F.A.C.P., Henry Ford Hospital, Detroit. 644 pp., \$15.00

ORDER YOUR COPIES FROM

HARPER & ROW, Publishers
49 East 33 Street

Medical Department
New York, N.Y., U.S.A. 10016