


# **Maxolon for flatulence, dyspepsia, gastritis, and peptic ulcer symptoms**



Disturbance of gastro-duodenal motility has become increasingly established as a major factor in the aetiology of gastro-duodenal symptoms.

In restoring this disturbed motility to normal, Maxolon represents a unique approach to therapy.

And it works—flatulence, dyspepsia, gastritis, hiatus hernia and peptic ulcer symptoms have all shown high symptomatic response to Maxolon. Even difficult post-cholecystectomy dyspepsias have responded well. Maxolon acts by synchronising antral and duodenal contractions, increasing the competence of the cardiac and pyloric sphincters and promoting normal peristalsis. Reflux, gastric stasis, retention and spasm are all alleviated. Normal motility is restored and gastro-duodenal symptoms resolved.

*Further information is available on request.*

# **Maxolon**

***fundamental treatment for gastro-duodenal conditions***



Maxolon\* (metoclopramide) is a product of  
**Beecham Research Laboratories**  
Brentford, England

\*regd.



# CAVED-S

## Important Notice

### re: Duodenal Ulcers

The reason for the failure of chemotherapy in the treatment of duodenal ulcers may well be due to underdosage. The dosage that the condition and recurrent episodes may demand of antacids, anticholinergics, carbenoxolone or sedatives is such that the resultant side effects cannot be tolerated. Whereas the standard dose for gastric ulcers may not always be effective with duodenal ulcers.<sup>1</sup>

It has now been established that Caved-S tablets prescribed in doses related to the condition of duodenal ulcer patients, can result in successful long term, safe and acceptable treatment with patients who have not responded to many other forms of therapy.

A metabolic study<sup>2</sup> and more than twenty hospital trials, and treatment with more than eight million patients in over forty countries has proven Caved-S deglycyrrhizinated liquorice is free from side effects of oedema, hypokalaemia etc.<sup>3,4</sup>

An unpublished hospital trial, the results of which are in our hands, has been carried out with Caved-S tablets at increased dosage on forty severe duodenal ulcer patients (age range 40-65) who had all been referred for surgery has demonstrated recurrent episodes can be prevented. The report stated "Patients with severe duodenal ulcers who had been referred for surgery were divided into two groups and treated with either eight or twelve tablets daily, for eight or sixteen weeks respectively.

The higher dosage was statistically more effective than the lower dosage in preventing relapses. . . . Patients were followed up for a minimum of one year and it was concluded that,

"HIGH DOSES OF DEGLYCYRRHIZINATED LIQUORICE (CAVED-S) SHOULD BE GIVEN TO PATIENTS WITH DUODENAL ULCERS BEFORE SURGERY IS ATTEMPTED".

**CAVED-S**   
the ulcer fighter

#### References

- (1) GUT 12: 449-451 (1971)
- (2) Digestion 4: 264-268 (1971)
- (3) B.M.J. 1: 154-160 (1970)
- (4) GUT 10: 299-302 (1969)

Information available from:  
Tillotts Laboratories, 44 Lupus Street, London SW1. 01-828 3641

Your patient  
has to live with  
the suture...

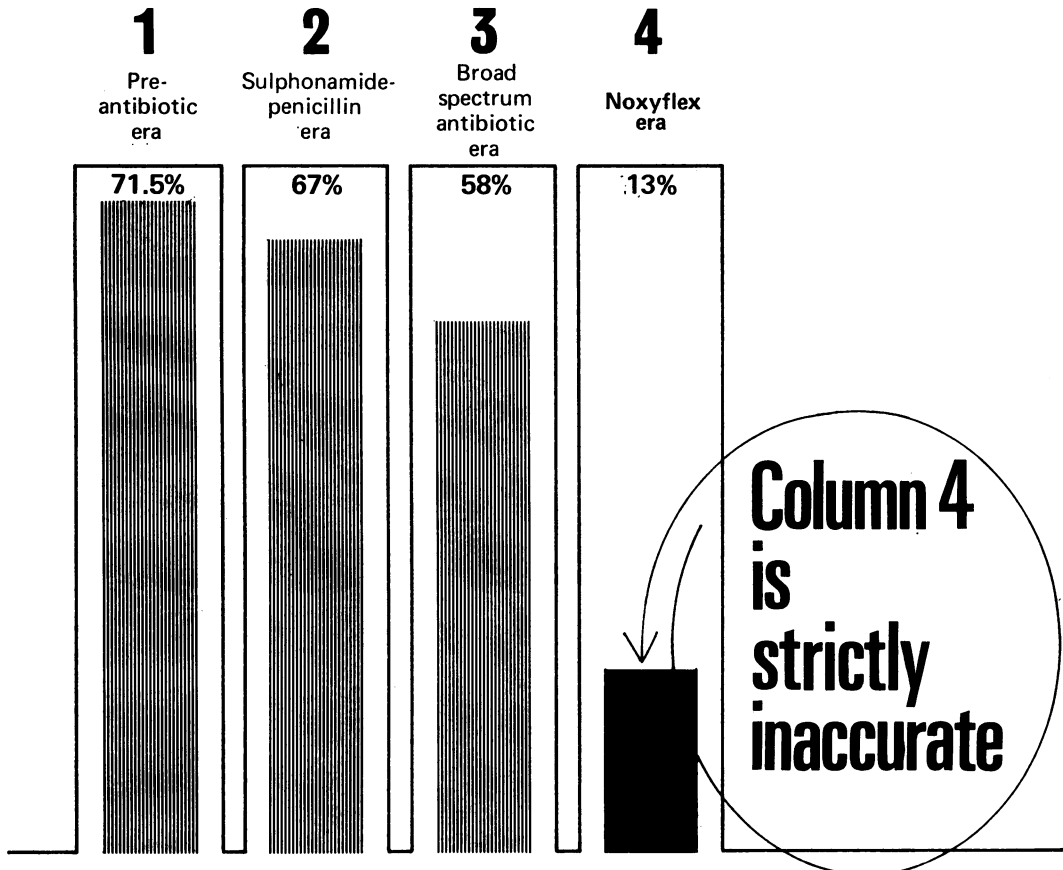
ETHICON.  
**Surgical Gut**

The Natural  
Absorbable  
you can depend on

**ETHICON**, LTD. SCOTLAND

\*Trademark © ETHICON Ltd 1972

The graph below compares mortality rates due to faecal peritonitis, era by era. It is not pedantically accurate because its sources differ. But the point is fairly made.



Why inaccurate? Because column 4 refers to 23 cases of faecal peritonitis which were treated successfully with Noxyflex. But the \*3 deaths which occurred were due to causes other than peritonitis - as post-mortem revealed. **The mortality rate due to peritonitis can therefore be regarded as zero.**

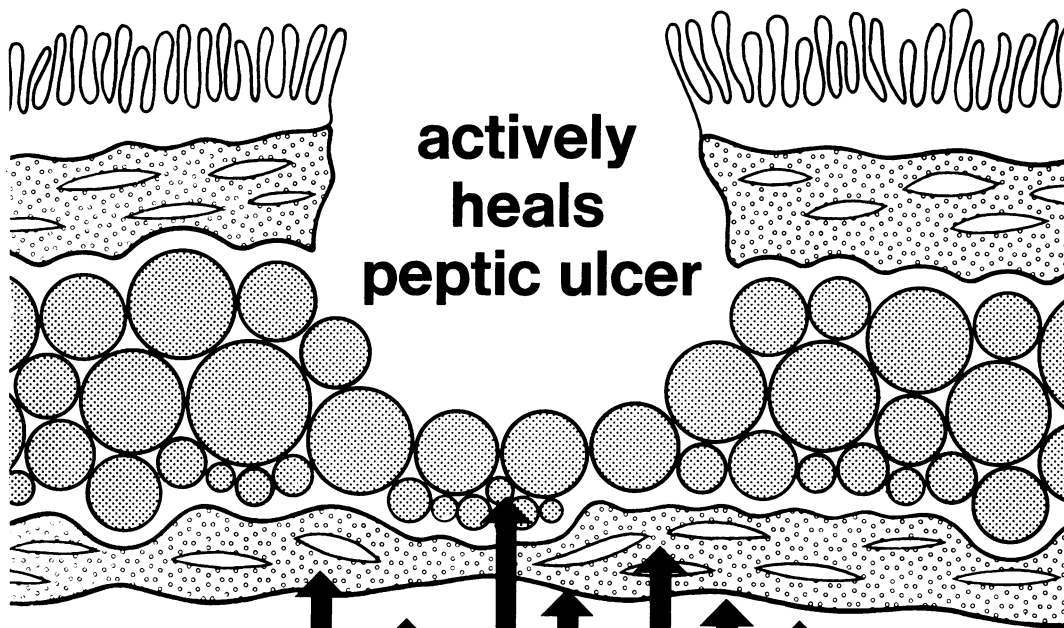
\* The whole graph, and the causes of the deaths referred to are the subject of the new Noxyflex folder "Why three deaths?" You will receive at least one copy!

**When bacterial contamination  
of the peritoneum is  
diagnosed or suspected:**

# Noxyflex

**Geistlich Chester**

2.5G. Noxytiolin and 10 mgm. Amethocaine HCl



**actively  
heals  
peptic ulcer**

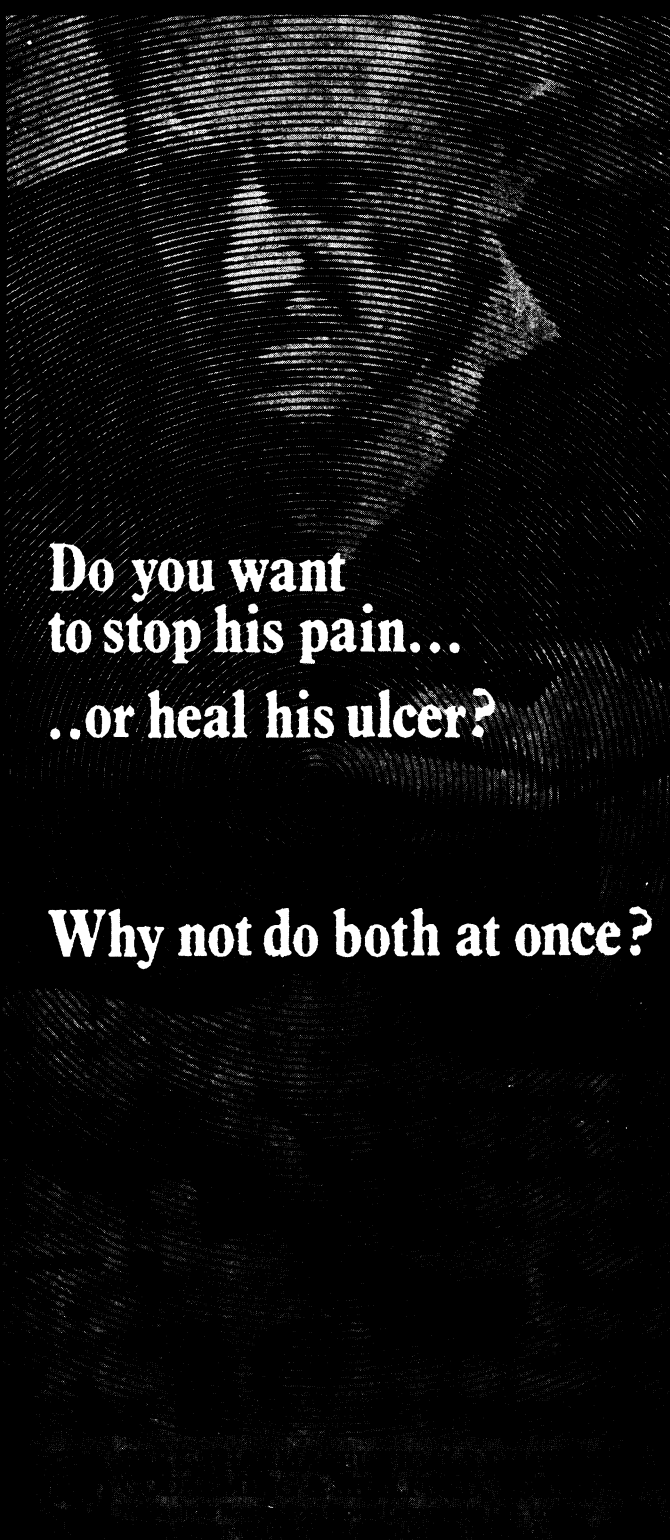
# **GEFARNIL**

**the systemic treatment  
for peptic ulcers**

Gefarnil is unique. Its action is systemic. Gefarnil treats peptic ulcer by acting on the ulcer via the blood stream. Its action is quite specific. By repairing the tissue damage of gastric and duodenal ulceration, Gefarnil heals the ulcer.



Gefarnil is gefarnate in capsules of 50 mg. Gefarnil is manufactured under licence from Istituto de Angeli SpA, Milan, Italy by The Crookes Laboratories Ltd., Basingstoke, Hants, from whom full information is available.



**Do you want  
to stop his pain...  
..or heal his ulcer?**

**Why not do both at once?**

**DUOGASTRONE<sup>®</sup>**



**BIOGASTRONE<sup>®</sup>**



Full details available on request

J.3572

## The problem of nutritional deficiency in surgery

In surgery of the GI tract the malnourished patient is a poor surgical risk. Pre-operative parenteral nutrition ensures adequate provision of nitrogen and calories and the correction of any electrolytic imbalance. This is best achieved by the use of SERVIER intravenous nutritional solutions.



**Trophysan\***  
A solution of amino-acids with mineral and vitamin additives for parenteral nitrogen provision.

**Sorbitol (Egic) 30%**  
An easily-assimilated and molecularly stable solution, with a neutral pH, providing adequate carbohydrate calories.

**Lipiphysan\***  
An isotonic fat emulsion with 5% Sorbitol (Egic) for the pre- and post-operative resuscitation of depleted patients.

When nutritional deficiency is a problem, Servier has the solution.



For full information and literature write to:

**Servier Laboratories Ltd.**

Percival House, Pinner Road, Harrow, Middlesex HA1 4HQ

S558-1

\*Trade Marks

# ACTA GASTRO-ENTEROLOGICA BELGICA

*Organe de la Société belge de Gastro-entérologie*

## SOMMAIRE du FASCICULE 6

### Bibliographie.

O. FODOR, D. TAPALAGA and F. BARBARINO (Cluj, Roumanie). Protective action of the aspartic acid on liver steroid dehydrogenases in experimental chronic intoxication with carbon tetrachloride.

P. LÉONARD (Bruxelles). L'ampullome vaterien. Aspects évolutifs et problèmes diagnostiques. (A propos de six observations d'affections au long cours).

O. THYS et P. MAINGUET (Bruxelles). Etude clinique de la maladie coeliaque de l'adulte: évolution classique et formes atypiques. P. BARBIER, Ch. CAUCHIE, F. MALAISSE-LAGAE (Bruxelles), S. LANGLET (Ath) et R. DENOLIN-REUBENS (Bruxelles). Aplasie médullaire au décours d'une hépatite chez un malade atteint de lymphogranulomatose maligne.

L. VAN DE BERG, A. VAN DE BERG et Ch. DRÈZE (Liège). Insuffisance artérielle mésentérique chronique traitée par un pontage veineux entre l'aorte et le tronc coeliaque et par la réimplantation de l'artère mésentérique supérieure.

J. STALPORT, A. DARDENNE, P. LETAWE (Huy) et J. BODDAERT (Gand). Carcinome du grêle.

## SOMMAIRE du FASCICULE 7

### Bibliographie.

A. SCHMITZ (Liège). Incidence des cirrhoses et des hépatomes dans un matériel d'autopsies. Evolution au cours des vingt dernières années.

L. BULIGESCO et M. DUMITRIU (Bucarest). Recherches sur l'antigène Australia dans les hépatites chroniques.

Y. SALEMBIER (Lille). Contrôles mano-débitométriques apres sphincterotomie.

J. STERNON, J.-P. BUTZLER, M. DETRAIN-GOSSUIN et P. DEKEYSER (Bruxelles). Enterites aiguës et septicémies à *Vibrio fetus*. A propos de deux observations.

J.-P. LAMBILLIOTTE, J. BELENGER, E. JACOBS et A. BREMER (Bruxelles). Syndrome de Gardner. Disparition spontanée des polypes rectaux après colectomie subtotale.

J. RUBAY et J. FAY (Charleroi). Les fistules coliques internes.

## SOMMAIRE du FASCICULE 8-9

### Bibliographie.

A. GERARD, J.-P. DEREUME et J. CL. PECTOR (Bruxelles). Adénocarcinomes du côlon et du rectum.

J. VERSCHRAEGEN et J. ANSAY (Bruxelles). Trois cents dossiers de diverticulite colique. Intérêt du traitement chirurgical.

P. LIMBOS (Anvers). Acquisitions récentes dans la thérapeutique de l'amibiase.

L. MOREAUX, E. SCHYNS, M. FIEVEZ et CL. FIEVEZ (Châtelet, Loverval). A propos de la mucocoele maligne de l'appendice.

G. LAGACHE, C. PROVE, J.-P. MAILLARD et J. CHEVERT (Lille). Artériographie sélective en période hémorragique et angicmes plans de jejunum. Une observation.

J. STALPORT et P. LETAWE (Huy). Syndrome de Gardner associé à une dégénérescence maligne d'un polype du sphincter d'Oddi.

## SOMMAIRE du FASCICULE 10

### Bibliographie.

E. EGGERMONT, A. M. MOLLA, G. TYTGAT and L. RUTGERTS (Leuven). Distribution of enterokinase activity in the human intestine.

R. HEIMANN (Bruxelles). Cirrhoses et affections lymphoprolifératives.

Ph. PAULET, J. RUTSAERT, P. BARBIER et O. THYS (Bruxelles). Cancer primitif du foie. Etude clinique à propos de 53 cas.

J.-C. BROMBART, R. VAN DER HOEDEN et C. JEANTY (Bruxelles). Syndrome de Mallory-Weiss. A propos d'un cas localisé à l'oesophage, diagnostiqué par la radiographie.

E. FURNEMONT (Bruxelles). Sténose gastrique isolée après ingestion de caustique.

J. VAN CAUTER, J.-CL. DAUBRESSE, G. LIGNY et R. MEUNIER (Charleroi). Un syndrome de Dubin-Johnson chez une patiente atteinte de lupus érythémateux diffus.

## SOMMAIRE du FASCICULE 11

### Bibliographie.

S. TAGLIACOZZO (Cagliari). Celiac-mesenteric lymphadenectomy in radical surgical treatment of gastric cancer.

A. FOX, R. VAN DER HOEDEN et A. DELCOURT (Bruxelles). Exploration du pancréas exocrine par le test sécrétine-céroléine. Comparaison avec le test sécrétine-pancréozymine.

Ph. SCHOENFELD et A. VAN MEELSEN (Bruxelles). Résultats préliminaires concernant un test rapide de l'activité amylasique. A. COLOMBI, A. DI SIMONE, P. E. LUCHELLI and M. COLTORTI (Napoli). Quantitative evaluation of <sup>199</sup>Au hepatosplenic scanning in the diagnosis of chronic liver diseases.

Tr. BANCIU, P. PRODAN, M. GAVRILESCU et L. BERINDE (Timisoara). Quelques observations concernant l'hépatite réactive non spécifique de cause digestive.

L. M. TORRES, J. V. GURRUCHAGE, A. CICALIANT et J. N. FIGLIACAMPO (Rosario). Action sur les voies biliaires d'un nouvel agent spasmodolytique démontrée par cinécholanganométrie.

G. BERCU (Tel-Aviv). A propos d'un cas de perforation d'un ulcère duodénal dans la cavité péritonéale préhépatique.

## SOMMAIRE du FASCICULE 12

### Bibliographie.

L. DEMEULENAERE et R. J. WIEME (Gent). Voies nouvelles dans le diagnostic enzymologique en hépatologie. Note sur la  $\gamma$ -glutamyltranspeptidase et sur les isoenzymes des phosphatases alcalines.

P. KINNAERT, C. STEENWINKEL, R. BUCHIN, J. P. GOVAERTS, R. KIEKENS et J. VAN GEERTRUYDEN (Bruxelles). Technique et résultats de l'alimentation jéjunale.

A. ELEWAUT, M. MUSSCHE, L. DEMEULENAERE et F. BARBIER (Gent). Aux frontières de la rectocolite ulcéro-hémorragique et de la maladie de Crohn.

Ph. PAULET, J. P. THYS, H. LEWINSON, O. THYS, and A. CORNIL (Bruxelles). Acute hemorrhagic pancreatitis associated with decompensated chronic respiratory insufficiency.

*Acta Gastro-enterologica Belgica*: 10 fascicules par an.

Abonnements (Belgique et étranger) : 1.200 Fr. b. fascicule isolé: 250 Fr. b.

Secrétariat et rédaction: rue des Champs Elysées. 43. B. 1050. Bruxelles. Belgique.



# ACTA GASTROENTEROLOGICA LATINOAMERICANA

VOL. 3 - No. 4

OCTUBRE - DICIEMBRE 1971

## TRABAJOS ORIGINALES: ORIGINAL ARTICLES:

- Acción de la colecistoquinina sobre la secreción gástrica del hombre estimulada con pentagastrina. (Effect of cholecystokinin on human gastric secretion stimulated with pentagastrin), H. P. TOMATIS* .. .. . 167
- Effect of gastric surgery on histamin stimulated secretion in duodenal ulcer patients. (Acción de la cirugía gástrica sobre la secreción histamínica de pacientes ulcerosos duodenales). A. CSENDES, J. VALENZUELA* .. .. . 179
- Intestinal absorption of bilirubin, in the dog. (Absorción intestinal de la bilirrubina, en el perro). M. ROYER, D. SFARCICH, BEATRIZ NOIR, S. KATZ* .. .. . 183
- Gastroesophageal alterations in Sjögren's syndrome. (Alteraciones gastro-esofágicas en el síndrome de Sjögren). J. P. PINTO DE MORAES FILHO, P. BORINI, W. COSSERMELLI, A. BETTARELLO* .. .. . 197

## ACTUALIZACION: REVIEW

- Glándulas salivales y su relación con la cirrosis hepática. (Relations between salivary glands and hepatic cirrhosis). C. A. CURI* .. .. . 211

## EDITORIAL

- Sobre la publicación de trabajos en idioma Inglés. (Why are we publishing in English?)* .. .. . 217
- Bibliografía Gastroenterológica Latinoamericana. (Latino-American Gastroenterologic References)* .. .. . 218

## NOTICIAS - NOTICES

220

*Acta Gastroenterologica Latinoamericana* is a tri-monthly publication sponsored by the *Asociación Interamericana de Gastroenterologica*. It is edited by a non profit organization. The Editorial Board is formed by relevant gastroenterologists from all the Latin American countries.

Papers are published in Spanish, Portuguese, English and French languages. An English abstract gives precise statements of the studies done in each paper.

Subscription \$9.00 USA per year.

Address: Instituto Nacional de la Salud, Martinez de Hoz y Perdriel, Haedo, Rep. Argentina.