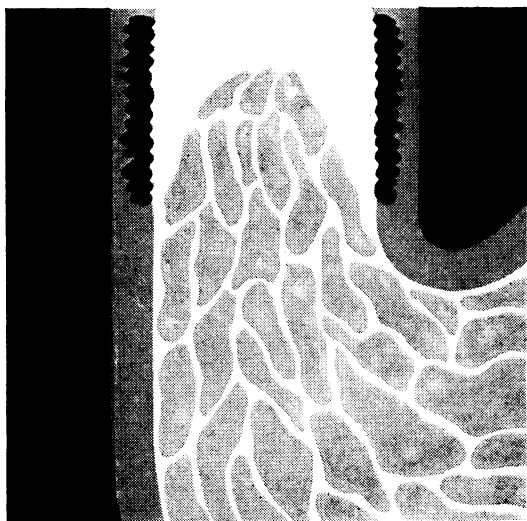



# GASTRIC REFLUX




## causes heartburn

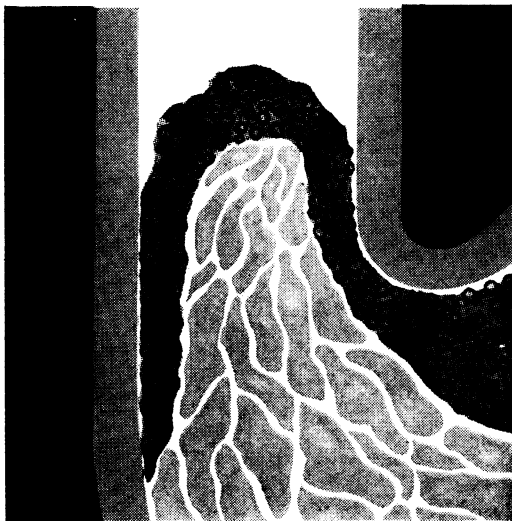
Reflux of gastric acid, which inflames and eventually erodes the delicate oesophageal mucosa, frequently gives rise to burning chest pain—described by the patient as 'heartburn'—a symptom which heralds more serious trouble unless it is dealt with promptly and thoroughly.



**Heartburn in:**  
Gastric reflux  
Reflux oesophagitis  
Hiatus hernia  
Pregnancy



# GAVISCON REFLUX



## prevents heartburn

1 By forming a viscous demulcent gel which floats as a 'raft' over the stomach contents Gaviscon physically suppresses gastric reflux.

2 When reflux becomes particularly vigorous the Gaviscon 'raft' itself is the first fraction to enter the oesophagus where it presents a unique physical barrier to acid attack—even when the patient stoops or lies down.

3 By thus soothing and protecting the delicate mucosa Gaviscon prevents pain, permits regression of inflammation and allows the irritated cardiac 'sphincter' to resume its normal competence.

4 A double-blind trial in patients with sliding hiatus hernia showed that Gaviscon produced almost total relief of regurgitation and heartburn in 79% and 67% of the patients respectively.\*

# GAVISCON<sup>Regd.</sup>

## GASTRIC REFLUX SUPPRESSANT

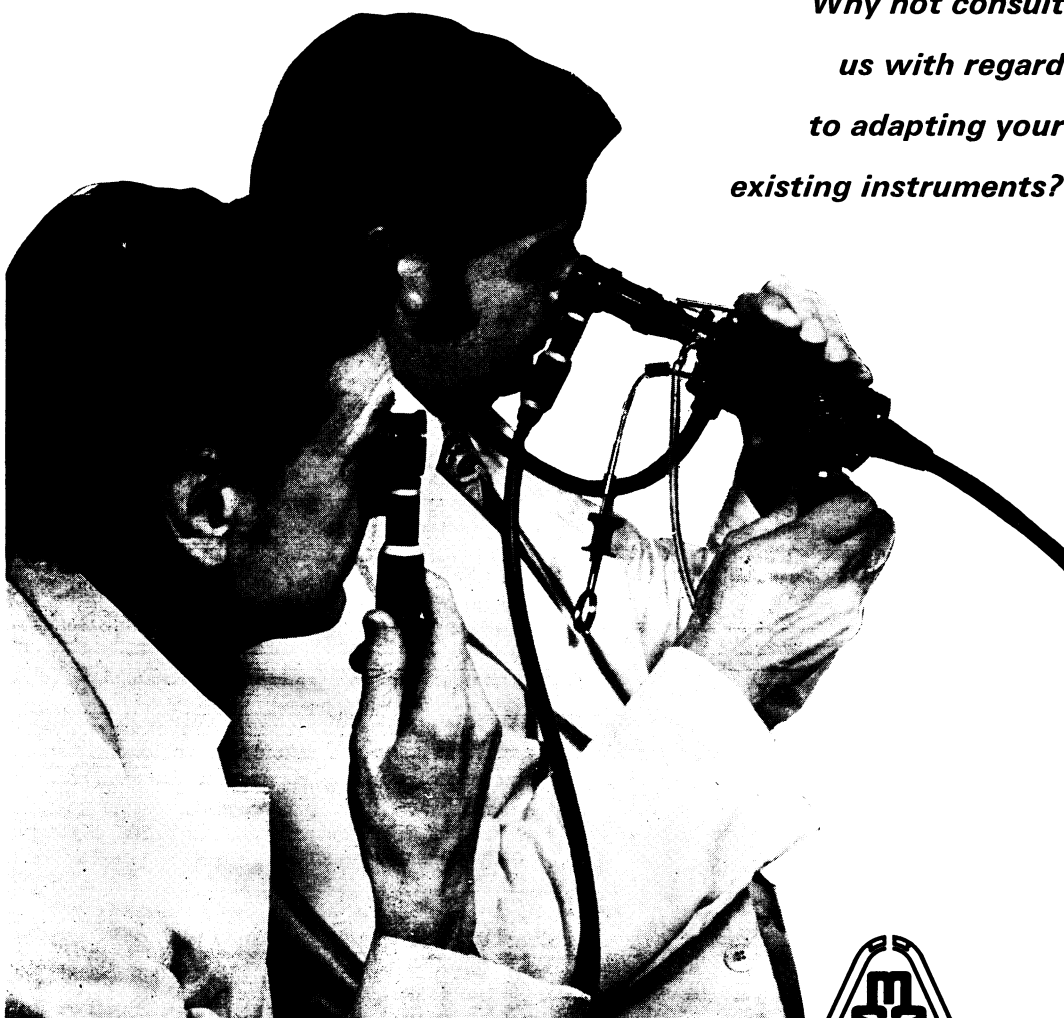
Gaviscon contains: Alginic Acid BPC, Sodium Alginate BPC, Magnesium Trisilicate BP, Dried Aluminium Hydroxide Gel BP, Sodium Bicarbonate BP, Sucrose BP and Mannitol BP. Gaviscon is available as mint flavoured tablets and chocolate flavoured granules.

\*Current Medical Research and Opinion, (1972) 1, 63.

† Further information available on request from: Reckitt & Colman Pharmaceutical Division, Hull HU8 7DS Telephone 0482 26151

# Do you have a teaching problem?

*Why not consult  
us with regard  
to adapting your  
existing instruments?*



## **THE MEDICAL SUPPLY ASSOCIATION LIMITED**

KINGS CROSS ROAD, DUNDEE, DD2 3QE  
BOURNE ROAD, BEXLEY, KENT, DA5 1LF

TELEPHONE 0382 88241  
TELEPHONE CRAYFORD 29114

she gets them  
to school  
late...



because of  
persistent  
diarrhoea


Persistent diarrhoea is one of the commonest presenting symptoms of irritable colon—and it is quickly and easily controlled by Colofac. Colofac reduces colonic hyperactivity by a direct action exerted on the colon musculature. There are no atropine-like side effects or contra-indications. Colofac is supplied as tablets of 100 mg. mebeverine hydrochloride. Full information is available on request.

**duphar** DUPHAR LABORATORIES LIMITED WEST END SOUTHAMPTON TEL 04218 2281  
PHILIPS DUPHAR (IRELAND) LIMITED RAINSFORD STREET DUBLIN 8 TEL DUBLIN 754271 

**colofac**<sup>®</sup>  
mebeverine

controls the colon  
controls the diarrhoea

inside  
every Baritop can  
are fine radiographs  
waiting  
to get out



The excellent fluidity and optimum concentration of Baritop 100 form a unique combination of properties which results in superior visualisation of mucosal detail. Carbon dioxide is incorporated as an effervescent agent to aid double-contrast procedures and enhance the exceptional palatability of the suspension.

Baritop 100 is the modern liquid barium specifically formulated to match the sophistication of present day equipment and techniques.

The elegant barium suspension at 100% w/v in convenient 300ml cans.

**Low viscosity**  
**High density**  
**Carbonated**  
**barium**  
**Baritop 100**

**world's finest micronised  
barium suspension  
from Japan**

Further information available  
on request from

 **Concept Pharmaceuticals Limited**  
**Rickmansworth WD3 1EZ**

Baritop is a registered trade mark



# VIVONEX

In the surgical and medical management of the bowel:

- \* Produces no exogenous residue
- \* Leaves the intestine virtually free of faeces before surgery
- \* Provides total oral nutrition (even when there is minimal gastrointestinal function)
- \* Rests the inflamed bowel – ideal for Crohn's disease
- \* Limits physical and bacterial insult to fistulae
- \* Contains no milk or milk by-products
- \* Offers an oral alternative to parenteral feeding

Further information is available from the hospital Chief Pharmacist, Dietitian, or from our Medical Department.

 **Eaton  
Laboratories**

125 High Holborn, London WC1V 6QX.  
Telephone: 01-242 9501

'Vivonex' is a registered trade mark  
Brit. Pat. 1,159,615



# **CAVED-S and the duodenal ulcer**

**success with new dose**

**Long term trial of chronic  
duodenal ulcer patients  
all referred for surgery**

**published in**

**The Practitioner June 1973**

**Recurrent attacks minimised with high dose**

**All patients saved from surgery**

**No sodium retention**

**No potassium depletion**

**Out patient treatment**


**Conclusion**

**... "that high doses of Caved-S should be given to patients with  
duodenal ulcers before surgery is attempted."**

**write for reprint to:-**

**Tillotts Laboratories**

**44 Lupus Street, London, S.W.1.**



## Flatulent dyspepsia. A repeated problem.

The flatulent dyspeptic patient you see in hospital probably has a history of repeat visits to his general practitioner, and unsatisfactory responses to a variety of treatments.

After investigation you may feel he needs another change of treatment. But this time prescribe Maxolon. Maxolon prevents symptoms in 4 out of 5 patients, and within a month may resolve the probable underlying cause of the symptoms by stabilising disturbed gastro-duodenal motility.

Clinical experience with Maxolon is already showing that flatulent dyspepsia need no longer be a repeated problem.


*Full information on the uses of Maxolon in hospital is available on request.*

Maxolon\* (metoclopramide) is a product of  
**Beecham Research  
 Laboratories,**  
 Brentford, England




## **Maxolon** for flatulent dyspepsia.

# For all stages of Ulcerative Colitis




mild



acute



severe



remission

"Fortunately, Sulphasalazine tablets, 0.5 grams, 4 times a day will prevent relapses in the majority of patients with colitis, and only a few patients cannot tolerate this relatively small dose, which can be continued indefinitely, since we do not know when, if ever, it can be safely stopped."

General Practitioner, April 7 (1972).

"In the treatment of the acute attack, sulphasalazine may produce rapid, dramatic improvement in the patient's condition. A similar specific action of sulphasalazine is seen in late post-dysenteric colitis in patients in whom steroid therapy has failed."

Lancet (1973), I, 698

Salazopyrin (sulphasalazine) is available as the plain 0.5g. tablet, 0.5g. EN-tab and as an 0.5g. suppository.

Literature and detailed information on Salazopyrin are available on request.

Salazopyrin is a registered trade mark

## Salazopyrin®

Pharmacia (Great Britain) Limited,  
Paramount House,  
75 Uxbridge Road,  
London. W5 5SS

Telephone number: 01-579 0102/7

 **Pharmacia**



# duphalac<sup>®</sup> in lactulose liver failure

*Duphalac (lactulose) is now well established as a valuable agent in the treatment of portal-systemic encephalopathy. A recent review in Gut\* describes its role in these terms.*

"Lactulose is a useful addition to the existing treatment of cirrhotic patients with neuropsychiatric disorders. Most patients respond particularly those with mild and relatively stable symptoms; such patients may receive lactulose indefinitely, and enjoy improved tolerance of dietary protein . . .

. . . lactulose is free from significant side effects, and therefore falls into place as a valuable alternative to antibiotics when prolonged therapy is required". \*Gut, 1970, 11: 1043-1048

***The following work on Duphalac in portal systemic encephalopathy has been published:***

Treatment of chronic portal-systemic encephalopathy with lactulose *Lancet*, 1966, 1: 890-892

Portal-systemic encephalopathy treated with lactulose (letter) *Lancet*, 1966, 2: 281

Treatment of hepatic system encephalopathy with lactulose *Medical Journal of Australia*, 1968, 2: 160-163

Treatment of portacaval encephalopathy by lactulose *Presse medicale*, 1968, 76: 1675-1676

Cirrhosis, hyperammonaemia and lactulose *Tijdschrift voor Gastro-Enterologie*, 1968, 11: 123-139

Lactulose in the treatment of chronic portal-systemic encephalopathy: a double-blind clinical trial *New England Journal of Medicine*, 1969, 281: 408-412

Long-term treatment of portal-systemic encephalopathy with lactulose *Australasian Annals of Medicine*, 1969, 18: 117-123

Die Behandlungen des chronischen Coma hepaticum mit Laktulose  
*Therapeutische Umschau und medizinische Bibliographie*, 1969, 26: 275-277

Lactulose treatment of chronic hepatoporal encephalopathy: a clinical and electroencephalographic study  
*Acta medica Scandinavica*, 1970, 187: 337-346

The value of EEG frequency analysis in hepatic encephalopathy  
*J. Ryl. Coll. Surg. Edinb.*, 1970, 15: 151-157

Some observations on the effects of treatment with lactulose on patients with chronic hepatic encephalopathy  
*Quarterly Journal of Medicine*, 1970, 39: 245-263

A controlled clinical trial of lactulose in hepatic encephalopathy  
*Gastroenterology*, 1970, 59: 827-832

Duphalac syrup is supplied in bottles of 200 ml and 2 litres. It contains lactulose 50% w/w, galactose 8% w/w and lactose 5% w/w.

Further information available on request.

**duphar** DUPHAR LABORATORIES LIMITED WEST END SOUTHAMPTON TEL 04218 2281 PHILIPS-DUPHAR (IRELAND) LIMITED RAINSFORD STREET DUBLIN 8 TEL DUBLIN 754271 

# ARCHIVES FRANÇAISES DES MALADIES DE L'APPAREIL DIGESTIF



**The most important French  
periodical on the subject**

*Organe Officiel de la Société  
Nationale Française de Gastro-  
Entérologie et de ses filiales*

Publishing all articles concerning the work of physicians, surgeons, electro-radiologists and biologists which are relevant to Gastro-enterology.

Starting in 1968, the "Archives Françaises des maladies de l'appareil digestif" — publish four numbers a year entitled "Biologie et Gastroentérologie" devoted to reports on experimental work in gastro-enterology carried out in the new research units of the various French University Hospital Centres.

These articles are original works, clinical, radiological, biological and anatomy-pathological papers (with illustrations and bibliography).

The articles are written in French and followed by a summary in French and English.

The Archives also publish summaries of the Proceedings of the Societies of which they are the

official organ, the texts of conferences or communications which are presented to them, Proceedings of Congresses or Colloquia, book and journal reviews.

The Archives publish announcements of national and international meetings on all subjects concerned with Gastro-enterology.

## SOME ARTICLES RECENTLY PUBLISHED

**Superficial cancers of the stomach. 41 cases**, by MM. J. MOREAUX, E. MARTIN, J. MOMBET, P. HOUSSET and P. BLOCH

**Radioimmunoassay of circulating carcino-embryonic antigen. Immuno-perchloric extraction of serum**, by MM. F. MARTIN, C. KLEPPING and J. GUERRIN

**Controlled study of maintenance treatment between acute attacks of duodenal ulcer**, by MM. H. SARLES, R. CAMATTE, A.-P. GAUTHIER and M. BOUILLON

**Blood-pressure and peptic ulcer**, by MM. G. GOULIS, D. SAKELLARIDIS, E. SIDIROPOULOS and L. CONCOURIS

**Submucous lipoma of the colon. A review of 7 cases**, by MM. F. OTTEN, A. KLEIN, G. STOLL and L.-F. HOLLENDER

**Zollinger-Ellison syndrome with carcinoid-islet cell tumor of the gall-bladder**, by MM. P. BERNADES, A. BONNEFOND, E. MARTIN and S. BONFILS

**Non-cirrhotogenic subacute fatal cholestatic hepatitis**, by MM. A. VACHON, J. BARTHE, R. TÊTE, P. PALIARD, M. PIANTE and J.-A. CHAYVIALLE

**Functional renal inadequacy in cirrhotics. Development. Mechanism. Treatment**, by P. VESIN

**Digestive mucous secretions**, by R. LAMBERT

**Hemobilia**, by H. BISMUTH

**Isolated organs perfusion: pancreas**, by J. P. PASCAL

**Isolated organs perfusion: stomach and small intestine**, by V. VARRO

*Subscription (12 numbers) 1972. France F.175. Other countries F.235.*

*Specimen copy available on application to:*

**MASSON & CIE** — Editeurs. 120 Boulevard Saint Germain, **75280 Paris Cedex 06**

# The single solution

for parenteral nutrition

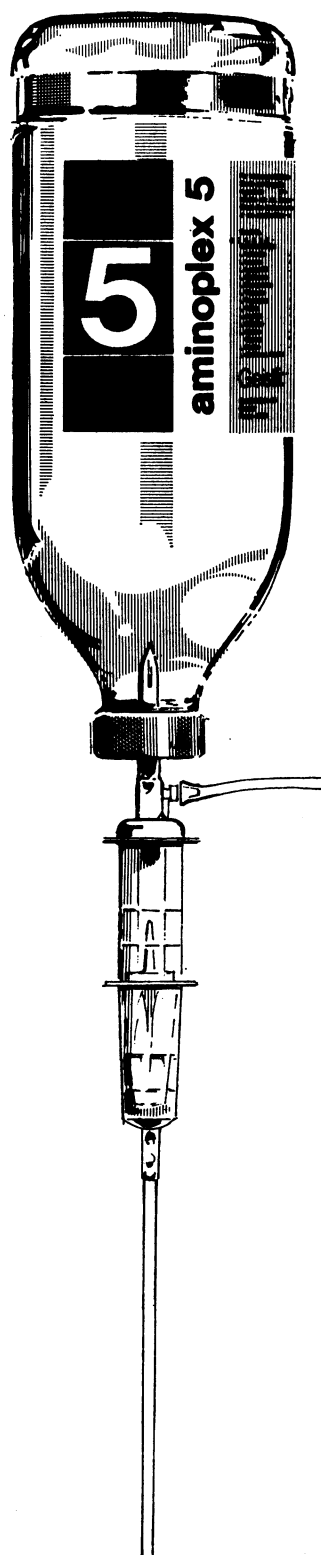

## Aminoplex 5

1 litre three times per day provides 15g. of utilisable nitrogen and 3000K calories; the nutrient content being derived from synthetic L-Form amino acids, sorbitol and alcohol.

### Geistlich Chester

*In co-operation with Salvia-Werk  
G.m.b.H., Homburg/Saar, W. Germany.*

Medical literature  
available from:  
**Geistlich Sons Ltd.,**  
Newton Bank,  
Long Lane,  
Chester CH2 3QZ.  
Telephone  
Chester 47534-7



# Pharmacology of Gastrointestinal Motility & Secretion

*Edited by*

**Pamela Holton**, *Department of Physiology,  
St. Mary's Hospital Medical School, London.*

## Volume I

The Pharmacology of salivary secretion – N EMMELIN, C A SCHNEYER and L H SCHNEYER; Histamine and gastric acid secretion with special reference to the rat – G KAHLSON, E ROSENGREN and S E SVENSSON; Histamine metabolism in relation to the role of histamine in gastric secretion in non-rodent mammals – H J LAKE; The assay of substances affecting gastric acid secretion – G M SMITH; Dose-response curves to gastric secretory stimulants in man – G M MAKHLOUF; Pharmacology of isolated amphibian mucosa – J G FORTE and L A SOLBERG Jr; Chemical structure and biological actions of gastrin, cholecystokinin and related compounds – J C THOMPSON; Catecholamines and gastric secretion – P HOLTON; Drugs in the treatment of peptic ulcer – J E LENNARD-JONES; Role of mucosal blood flow in the pathogenesis of gastric ulcers – F G MOODY

## Volume II

Secretin: chemistry, physiology and clinical applications – V MUTT and E JORPES; Cholecystokinin: chemistry, physiology and clinical applications – V MUTT and E JORPES; The pharmacology of isolated gastrointestinal muscle – A BENNETT; Drugs used in treating disordered motility of the alimentary tract – A BENNETT and J J MISIEWICZ; A conceptual analysis of the pharmacology of gastrointestinal motility – E E DANIEL; The role of adenyl cyclase in the gastrointestinal tract – T SCRATCHERD and R M CASE; Action of carbonic anhydrase inhibitors in the gastrointestinal tract – M J CARTER and D S PARSONS; Endocrine tumours producing gastrointestinal symptoms – D C GRAHAME-SMITH

**October 1973    700 pages    106 illustrations    £18.00 hard cover**

*Already published*

## Biostatistics in Pharmacology

*Edited by*

**A L Delaunois**, *J F en C Heymans  
Instituut voor Farmakodynamie en Therapie, Rijksuniversiteit, Gent*

The complexity of drug action and evoked biological responses means that statistical techniques are essential for the design of experiments and the interpretation of results. These two volumes explain the use of statistics in pharmacology without becoming over-involved in the mathematical aspects, and aim to develop intuitive common-sense reasoning.

**June 1973    Two-Volume Set    1128 pages    220 illustrations  
£18.00 hard cover**



**PERGAMON  
PRESS LTD**

Headington Hill Hall Oxford OX3 0BW

# Host-Virus Reactions with Special Reference to Persistent Agents

*The Proceedings of a Symposium organized by the Royal College of Pathologists*

Edited by George Dick

**Host-virus relationships with special reference to Newcastle disease and serum hepatitis**  
A. P. WATERSON

**Persistent infections**—Persistent infection of the mouse with the virus of lymphocytic choriomeningitis F. LEHMANN-GRUBE ● Serum hepatitis as a persistent infection YVONNE E. COSSART ● The natural history of long-incubation period hepatitis F. O. MACCALLUM ● Cytomegalovirus: a cause of persistent latent infection H. STERN ● Persistent infection by adenoviruses H. G. PEREIRA ● Feline leukaemia W. JARRETT

**Latent infections**—Varicella-zoster and related viruses K. MCCARTHY ● EB virus in relation to tumours B. G. ACHONG ● The EB virus in relation to infectious mononucleosis R. N. P. SUTTON ● Oncogenic herpesvirus infections of animals P. M. BIGGS ● Subacute sclerosing panencephalitis JOHN H. CONNOLLY

**Slow infections**—Spongiform virus encephalopathies D. CARLETON GAJDUSEK ● Isolation and characterization of the subacute spongiform virus encephalopathies of man: Kuru and Creutzfeldt-Jakob disease CLARENCE J. GIBBS JR and D. CARLETON GAJDUSEK ● Creutzfeldt-Jakob disease PETER M. DANIEL ● Transmissible mink encephalopathy: pathogenesis and nature of the aetiological agent R. M. BARLOW ● Scrapie—a personal view I. H. PATTISON ● Maedi-visna PÁLL A. PÁLSSON ● Immune responses in persistent virus infections A. C. ALLISON ● Amyotrophic lateral sclerosis, Parkinson's disease, and the amyotrophic lateral sclerosis-Parkinsonism-dementia complex on Guam: A review and summary of attempts to demonstrate infection as the aetiology CLARENCE J. GIBBS JR and D. CARLETON GAJDUSEK ● The possible viral aetiology of disseminated sclerosis F. CATHALA and P. BROWN

**Panel discussion on slow infections**—Membrane hypothesis of scrapie G. D. HUNTER ● Systems of virus survival K. B. FRASER ● The nature of the scrapie agent TIKVAH ALPER

Price £2.00 (U.S.A. \$6.00) including postage

*This publication can be ordered now from*

The Publishing Manager, BRITISH MEDICAL JOURNAL,  
B.M.A. House, Tavistock Square, London WC1H 9JR

# Disorders of Carbohydrate Metabolism

*The Proceedings of a Symposium organized by the  
Association of Clinical Pathologists*

*Edited by G. K. McGowan and G. Walters*

## Contents

Symposium on disorders of carbohydrate metabolism	R. H. S. THOMPSON
Hormonal control of carbohydrate metabolism	K. D. BUCHANAN
Disorders of fructose metabolism	E. R. FROESCH
Hyperinsulinism	C. N. HALES
The diagnosis of diabetes mellitus	H. KEEN
Disorders of carbohydrate digestion and absorption	B. LEVIN
Glycogen storage diseases	ROBERT MAHLER
Practical aspects of the investigation of disorders of carbohydrate metabolism	VINCENT MARKS
Carbohydrates, fats, and atherosclerosis	IAN MACDONALD
Hypoglycaemia in infancy and childhood	GERALD NELIGAN
Diabetic ketosis and coma	D. A. PYKE
Intermediary carbohydrate metabolism	P. J. RANDLE
Disorders of galactose metabolism	V. SCHWARZ
Pathogenesis of diabetes mellitus	K. W. TAYLOR

*PRICE £1.50 (U.S.A. \$4.50) including postage*

*This publication can be ordered now from*

The Publishing Manager  
JOURNAL OF CLINICAL PATHOLOGY  
B.M.A. House, Tavistock Square, London WC1H 9JR

*MAJOR PROBLEMS IN PATHOLOGY (3)*

*Consulting Editor: James L. Bennington, MD*

**MUCOSAL BIOPSY  
OF THE  
GASTROINTESTINAL TRACT**

**Contents**

**Section One: Gastric Biopsy**

Normal Appearances in Gastric Biopsy Specimens. Simple (Non-Specific) Gastritis. Aetiology and Significance of Simple Chronic Gastritis. Early Gastric Carcinoma and Gastric Epithelial Dysplasia. Other Types of Gastritis.

**Section Two: Small-Intestinal Biopsy**

Normal Appearances in Small-Intestinal Biopsy Specimens. Duodenal Biopsy. Jejunal Biopsy. Malabsorption and Abdominal Lymphoma. Parasitic Diseases. Miscellaneous Conditions.

**Section Three: Colonic Biopsy**

Normal Appearances in Colonic Biopsy Specimens. Ulcerative Colitis, Crohn's Colitis and Ischaemic Colitis. Other Forms of Colitis. Miscellaneous Lesions.

**Audience:** Clinical Pathologists, Histopathologists, Gastroenterologists

**Richard Whitehead, MD, MRC Path,** *Consultant Pathologist, The Radcliffe Infirmary and the United Oxford Hospitals. Clinical Lecturer, The Medical School, University of Oxford.*

**September 1973**

**202 pages, 188 illustrations**

**£4 50**

*A set of approximately 40 colour slides is being prepared as a supplement to the above title. Further details will be made available by the publisher shortly.*

**W. B. SAUNDERS COMPANY LTD. 12 Dyott Street, London  
WC1A 1DB**