

When infants fail to thrive

Diarrhoea, vomiting, dehydration and weight loss mean intravenous feeding to restore the fluid and electrolyte balance.

Diagnosis and management mean the Mead Johnson Nutritional Feeding System.

PREGESTIMIL*

Glucose, M.C.T. and protein hydrolysate formula

first line dietary formulation.
complete feed in easily assimilated basic form for test feeding.
sucrose-free for sucrose intolerance.

NUTRAMIGEN*

Protein hydrolysate formula

complete feed for infants with intact protein intolerance.
for the dietary management of galactosaemia.

PROSOBEE*/SOBEE*

Milk free soy formula


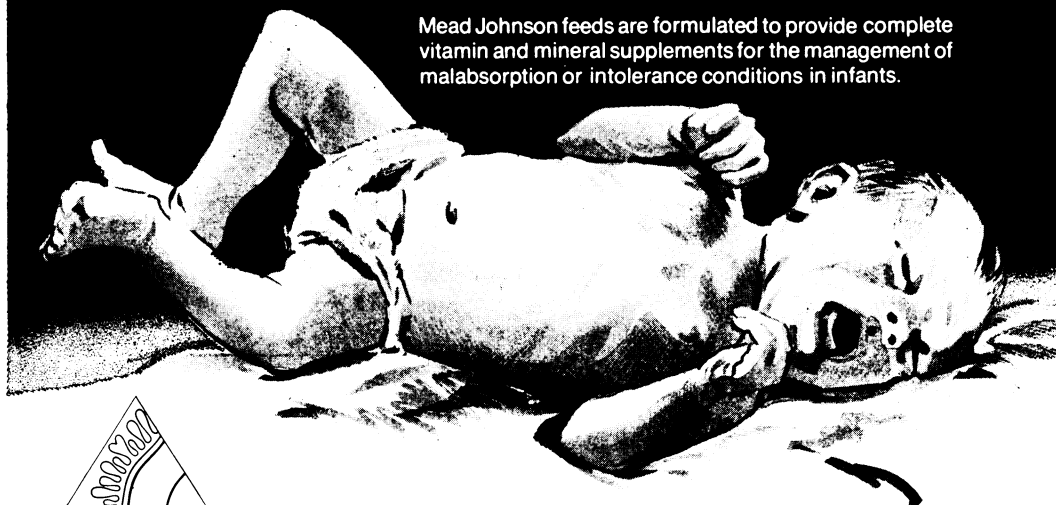
milk substitute for infants sensitive to milk protein.
milk-free formula for infants allergic to milk.

PORTAGEN*

Nutritionally complete dietary

complete formula containing medium chain triglycerides for infants with fat malabsorption.
lactose-free for lactose intolerance.

Mead Johnson feeds are formulated to provide complete vitamin and mineral supplements for the management of malabsorption or intolerance conditions in infants.



Mead Johnson NUTRITIONAL FEEDING SYSTEM

A comprehensive feeding programme for infants who fail to thrive

Further information is available from:

Mead Johnson Laboratories, Division of Bristol-Myers Co Limited, Stamford House, Langley, Slough SL3 6EB

*Trade Mark

© 1975 Bristol Laboratories } Division of Bristol-Myers Co Limited
© 1976 Mead Johnson }

SCANDINAVIAN JOURNAL OF GASTROENTEROLOGY

CONTENTS

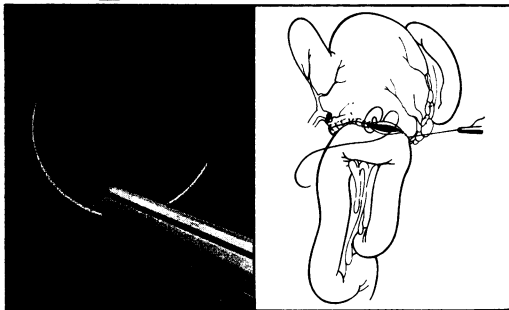
Volume 11, No. 6, September 1976

- P. Sipponen: *Orcein Positive Hepatocellular Material in Long-standing Biliary Diseases. I. Histochemical Characteristics* 545
- P. Sipponen: *Orcein Positive Hepatocellular Material in Long-standing Biliary Diseases. II. Ultrastructural Studies* 553
- L. Sjödin: *Metiamide Inhibits Canine Gastric Acid Secretion Evoked by Sham Feeding* 559
- J. R. Andersen & P. Agger: *Passage of Barium Meal through Esophagus in Patients with Balloon Tamponade of Esophageal Varices* 561
- D. C. Carter, J. A. Forrest, R. A. Logan, I. Ansell, G. Lidgard, R. C. Heading & D. J. C. Shearman: *Effect of the Histamine H₂-receptor Antagonist, Cimetidine, on Gastric Secretion and Serum Gastrin during Insulin Infusion in Man* 565
- K. T. Stokke, P. A. Teisberg, E. Myhre, T. Hovig, A. Flatmark & E. Gjone: *Nephrotic Syndrome in Ulcerative Colitis* 571
- J. Weinreich & D. Andersen: *Intraluminal Pressure in the Sigmoid Colon. I. Method and Results in Normal Subjects* 577
- J. Weinreich & D. Andersen: *Intraluminal Pressure in the Sigmoid Colon. II. Patients with Sigmoid Diverticula and Related Conditions* 581
- L. Lindblad & T. Scherstén: *Incorporation Rate in Viro of Choline and Methyl-Methionine into Human Hepatic Lecithins* 587
- Z. Todorova-Dortscheva & A. Hakkiluoto: *Washing and Direct Vision Brush Cytology in the Diagnosis of Gastric Carcinoma* 593
- M. Kekki, A. Hakkiluoto & M. Siurala: *Dynamics of Atrophic Gastritis in Male and Female Subjects after Partial Resection – an Evaluation by Stochastic Analysis* 597
- H. Karppanen, J. Puurunen, M. Kairaluoma & T. Larmi: *Effects of Ethyl Alcohol on the Adenosine 1', 5'-monophosphate System of the Human Gastric Mucosa* 603
- F. W. Henriksen, M. Gammeltoft & S. J. Rune: *Effect of Gastric Hypersecretion on the Canine Duodenum* 609
- R. Haugen & K. A. Norum: *Coenzyme-A-dependent Esterification of Cholesterol in Rat Intestinal Mucosa* 615
- A. R. Davidson, A. Rojas-Bueno, R. P. H. Thompson & R. Williams: *Early Unconjugated Hyperbilirubinaemia after Paracetamol Overdosage* 623
- U. Scheurer & F. Halter: *Lower Esophageal Sphincter in Reflux Esophagitis* 629
- G. Fenyö, D. Hallberg, M. Soda & K. A. Roos: *Morphological Changes in the Small Intestine Following Jejunio-ileal Shunt in Parenterally Fed Rats* 635
- Indexed in *Current Contents*

Monofilament Smooth



ETHICON* Surgical Gut is kind to the patient, easy for the surgeon.



The inner haemostatic layer of the anastomosis in this procedure is performed with 3 Metric surgical gut swaged to a Super Smooth Intestinal needle.

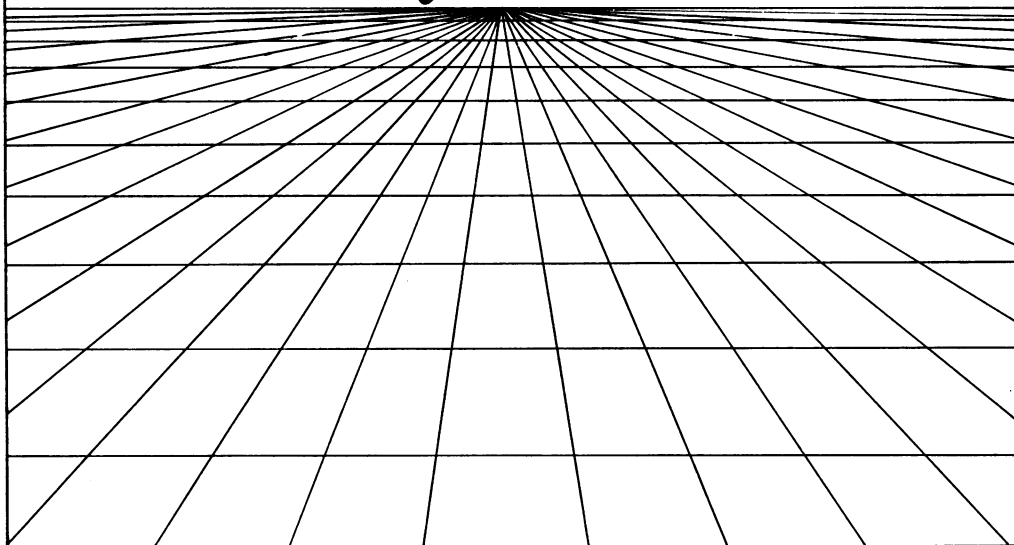
For use on soft delicate tissue, ETHICON monofilament smooth surgical gut is now swaged to a super-smooth stainless steel intestinal needle with a re-designed point profile. This profile permits easier flow through tissue, a vital factor in surgery of the gastrointestinal tract.

ETHICON

*Trademark

When the difference is between being sure and being absolutely certain.

Salazopyrin ad infinitum!



“It is concluded that maintenance treatment of ulcerative colitis with sulphasalazine (salazopyrin) should be continued indefinitely unless contraindicated by side effects.”¹

The results of the above controlled trial carried out at the Nuffield Department of Clinical Medicine, Radcliffe Infirmary, Oxford are all the more welcome as earlier trials of cortisone² and prednisone³ at standard dosages have shown them to be ineffective in reducing the number of recurrences of ulcerative colitis.

“Fortunately, Sulphasalazine tablets, 0.5 grams 4 times a day will prevent relapses in the majority

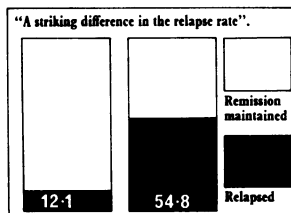
of patients with colitis, and only a few patients cannot tolerate this relatively small dose, which can be continued indefinitely since we do not know when, if ever, it can be safely stopped”.⁴

Salazopyrin (sulphasazine) is available as the plain 0.5g. tablet, 0.5g. EN-tab and as an 0.5g. suppository.

Literature and detailed information on Salazopyrin are available on request.

“The patients who received dummy tablets had more than four times the relapse rate of those receiving sulphasalazine”.¹ (Salazopyrin).

Salazopyrin is a registered trade mark.



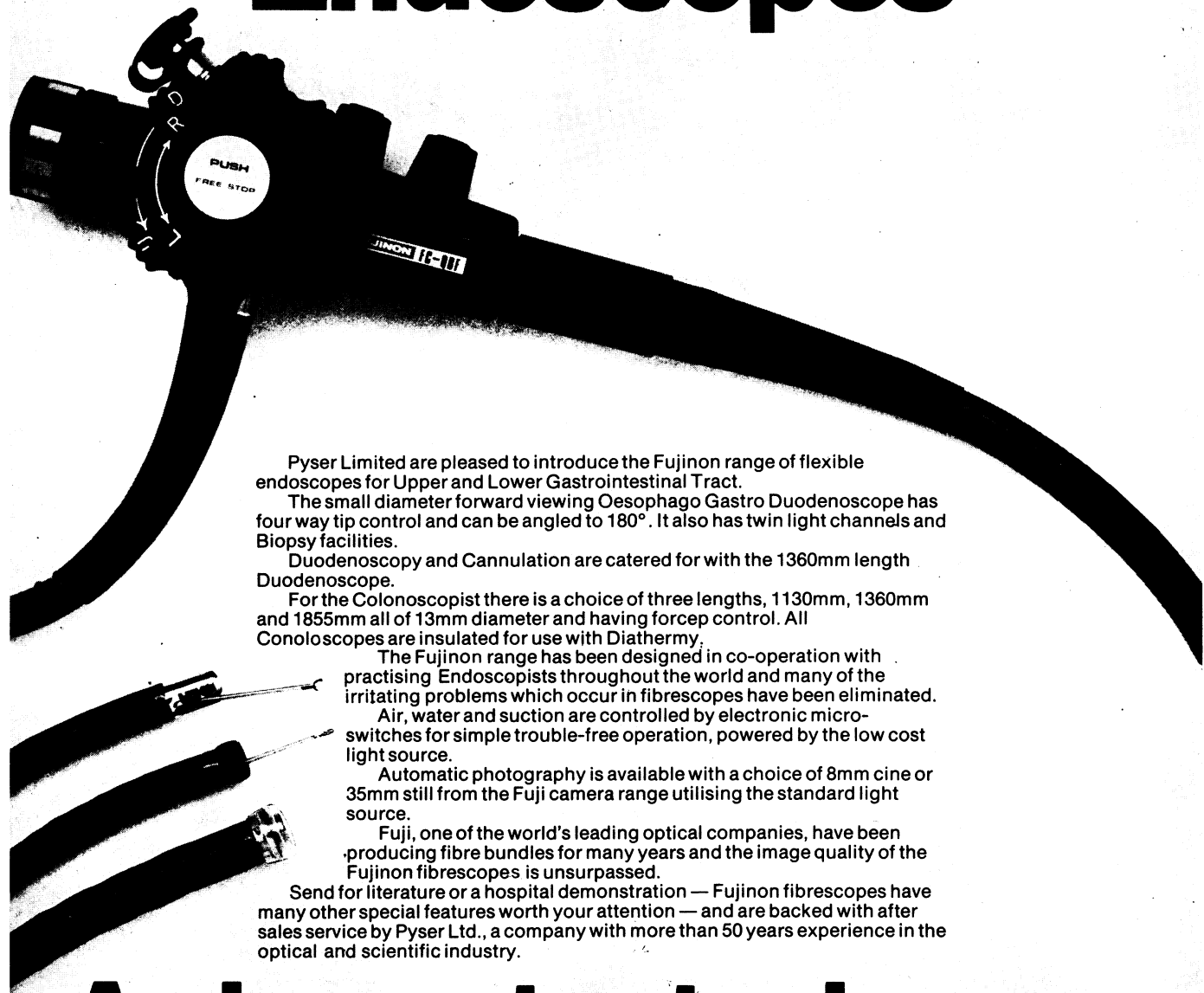
Both groups of patients had been satisfactorily maintained for 1-5 years on Salazopyrin prior to the study, in which they took Salazopyrin or placebo for 6 months.

1. Gut (1973) 14 923-926
2. Brit. med. J. (1959) 1 387-394
3. Lancet (1965); 138-139
4. General Practitioner (1972) April 7 p11

Further information on request from:-
Pharmacia (Great Britain) Ltd.
Paramount House,
75 Uxbridge Road,
London W5 5SS.
Telephone: 01-579 0102/7



The new Fujinon Endoscopes



Pyser Limited are pleased to introduce the Fujinon range of flexible endoscopes for Upper and Lower Gastrointestinal Tract.

The small diameter forward viewing Oesophago Gastro Duodenoscope has four way tip control and can be angled to 180°. It also has twin light channels and Biopsy facilities.

Duodenoscopy and Cannulation are catered for with the 1360mm length Duodenoscope.

For the Colonoscopist there is a choice of three lengths, 1130mm, 1360mm and 1855mm all of 13mm diameter and having forcep control. All Colonoscopes are insulated for use with Diathermy.

The Fujinon range has been designed in co-operation with practising Endoscopists throughout the world and many of the irritating problems which occur in fibrescopes have been eliminated.

Air, water and suction are controlled by electronic micro-switches for simple trouble-free operation, powered by the low cost light source.

Automatic photography is available with a choice of 8mm cine or 35mm still from the Fuji camera range utilising the standard light source.

Fuji, one of the world's leading optical companies, have been producing fibre bundles for many years and the image quality of the Fujinon fibrescopes is unsurpassed.

Send for literature or a hospital demonstration — Fujinon fibrescopes have many other special features worth your attention — and are backed with after sales service by Pyser Ltd., a company with more than 50 years experience in the optical and scientific industry.

An important advance in Endoscope design

FUJINON

Sole UK Distributor: Pyser Ltd., Edenbridge, Kent

For full information please contact:

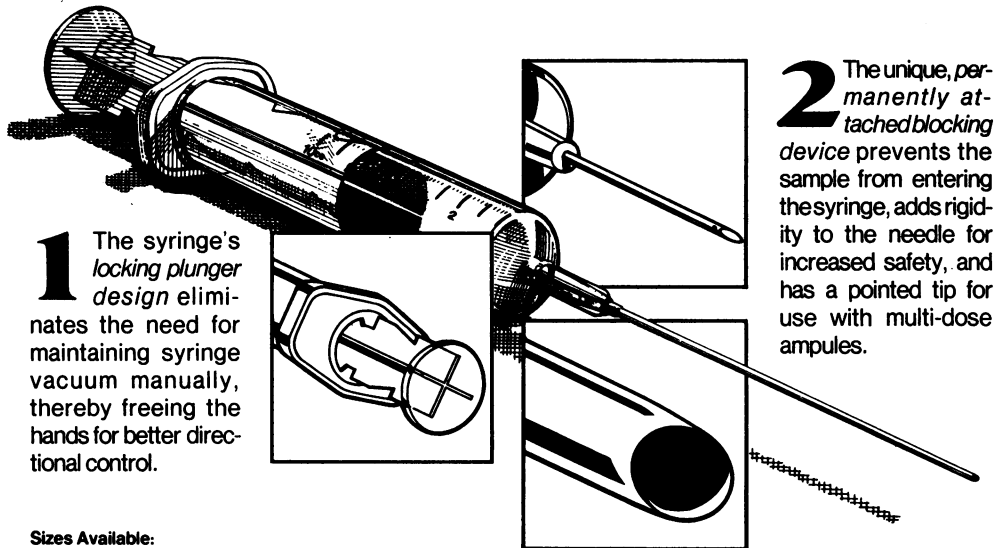
Pyser Ltd., Endoscope Division, 102 College Road, Harrow, Middlesex HA1 1BQ. Tel: 01-427 2278

The convenient, disposable soft-tissue biopsy system that gets you the sample you need.

The only completely disposable needle/syringe designed specifically for soft-tissue aspiration biopsies.

The *Jamshidi soft-tissue Biopsy Needle/Syringe* is the complete, ready-to-use biopsy device in one package. Use it once and throw it away, with no danger of cross-infection.

Available in a wide range of needle gauge sizes, the needle/syringe is also available in the completely disposable *Kormed soft-tissue Biopsy Tray*, which contains everything you need for the biopsy procedure — neatly organized for maximum convenience and efficiency.



1 The syringe's *locking plunger design* eliminates the need for maintaining syringe vacuum manually, thereby freeing the hands for better directional control.

2 The unique, *permanently attached blocking device* prevents the sample from entering the syringe, adds rigidity to the needle for increased safety, and has a pointed tip for use with multi-dose ampules.

Sizes Available:

Gauge	Diameter	Length	Gauge	Diameter	Length
17	1.4mm	100mm	19	1.0mm	70mm
16	1.6mm	100mm	18	1.2mm	70mm
15	1.9mm	100mm	17	1.4mm	70mm
			16	1.6mm	70mm
			15	1.9mm	70mm

3 Kormed's *exclusive tapered needle tip* is an important aid in securing proper samples, since it eliminates needle plugging and tissue fragmentation.



Kormed, Inc.

JAMSHIDI BIOPSY DEVICES
2950 Metro Drive
Minneapolis, Minnesota 55420
(612) 854-0300

The Victorian Hospitals Assoc.
P.O. Box 185
Carlton South
Victoria 3003
Australia
Tel. 419 1466

Lameris Instrumenten B.V.
Biltstraat 149
P.O. B. 2303
Utrecht
Holland
Tel. 030 33 50 33

McGaw Ethicals, Ltd.
P.O. Box 18-069
236 Aprana Avenue
Glen Innes
Auckland
New Zealand
Tel. 586-036

Arnold R. Horwell, Limited
2 Grangeway Kilburn High Road
London NW5 2BP
England
Tel. 01-328 1551



Endoscopy confirms that De-Nol heals ulcers

Double-blind clinical trials, involving endoscopic diagnosis, follow-up and assessment, have shown De-Nol to heal up to 90% of gastric and duodenal ulcers, with safety; no serious side-effects being reported.

- De-Nol
- * heals gastric and duodenal ulcers
 - * early relief of pain
 - * is free from serious side-effects


"The combination of lack of side-effects in addition to promotion of ulcer healing suggests that (De-Nol) has a clinical role in the management of the ambulant patient with duodenal ulcer." GUT 1974 15 189-193.

"The degree of healing with (De-Nol) is comparable to, or better than that achieved by the most extensively used ulcer-healing agent, carbenoxolone sodium." BSG, Birmingham, September 1974; GUT 1974 15 833.

De-Nol

tri-potassium di-citrate bismuthate

Unique ulcer therapy




For further information, contact:
Brocades (G.B.) Ltd.,
West Byfleet, Surrey.
Byfleet 45536.



In haemorrhoids Fybogel complements topical therapy, by raising the level of natural fibre in the diet.

Fybogel produces softer, well-formed stools. And that reduces straining—a principal cause of haemorrhoids. By complementing topical therapy Fybogel helps to provide a complete treatment for haemorrhoids.

Strain remover



THE END OF THE RETENTION ENEMA IN ULCERATIVE COLITIS THERAPY

New

hydrocortisone acetate rectal foam

Retention enemas are messy to administer, uncomfortable and difficult for the patient to retain.

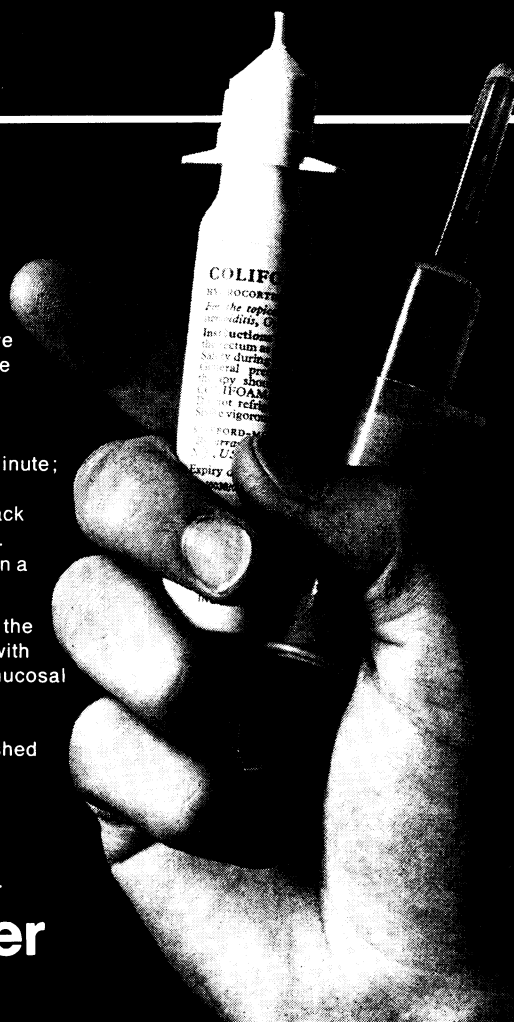
Now Colifoam offers a better alternative in the treatment of ulcerative colitis and proctitis. It presents effective topical steroid therapy as an aerosol foam. Colifoam has several practical advantages: the patient can instil a dose (only 5 ml.) in less than half a minute; the foam is easily retained without leakage problems, and the compact pack with applicator is easy to carry around. Yet Colifoam is no more expensive than a retention enema.

And Colifoam works at least as well as the older method. Trials have shown that with Colifoam there is an improvement in mucosal conditions throughout the colon, with prompt relief of tenesmus.^{1,2,3} Extensive trial use through hospitals has established a high level of patient acceptance.

Further information and data sheet available on request.

Professional Relations Division
Stafford-Miller Limited, Hatfield, Herts.

Stafford-Miller



Drugs and Disease

*The Proceedings of a Symposium organized by the
Royal College of Pathologists*

Edited by Sheila Worlledge

Mechanisms of drug action—The molecular basis of drug toxicity W. D. M. PATON ● The incidence of adverse reactions to drugs O. L. WADE

Drugs and the kidney—Analgesic nephropathy ALEXANDER KENNEDY ● Problems with immunosuppressive agents in renal disease J. S. CAMERON ● Drug treatment of hypertension PAUL TURNER

Drug-induced blood disorders—Effect of drugs on red cell membranes: Insights into normal red cell shape HARRY S. JACOB ● Immunological mechanisms in drug-induced blood dyscrasias URS NYDEGGER AND PETER A. MIESCHER ● Clotting and fibrinolysis C. R. M. PRENTICE

Drugs and the skin—The clinical aspects of drugs and disease of the skin I. B. SNEDDON ● Immunological mechanisms in the reaction between drugs and the skin J. L. TURK

Drugs and the liver—Drug metabolism in liver disease L. F. PRESCOTT, J. A. H. FORREST, K. K. ADJEPON-YAMOAH, AND N. D. C. FINLAYSON ● Acute liver injury I. C. TALBOT ● Long-term effects on the liver PETER J. SCHEUER

Drugs and the lung—The effect of oxygen on the lung ALBERT E. CLAIREAUX ● The pathology of the lung in paraquat poisoning PAUL SMITH AND DONALD HEATH

The drug dilemma—benefits and hazards—Drug interactions and lethal drug combinations ALAN RICHENS ● Antidiabetic agents and vascular events H. KEEN ● Hypolipaeamic drugs and coronary heart disease A. N. HOWARD ● The widespread use of pesticides J. M. BARNES ● Legislation and drug safety PROFESSOR SIR ERIC SCOWEN

Price: Inland £3.00; Abroad US \$7.50, including postage

ORDER YOUR COPY NOW FROM: The Publisher, *Journal of Clinical Pathology*, B.M.A. House, Tavistock Square, London WC1H 9JR