

The Covid-19 pandemic has impacted on all nations. The Gut family extend their condolences and sympathies to all affected, especially to the vulnerable and those in the healthcare profession. Read in this issue some key Covid-19 related guidelines, articles and correspondence covering epidemiology, IBD, basic biology and endoscopic services.

An international journal of gastroenterology and hepatology

Impact Factor: 17.943

Editor

Emad El-Omar (Australia)

Deputy Editor (Hepatology)

Alexander Gerbes (Germany)

Deputy Editor (Luminal Gastroenterology)

William Grady (USA)

Deputy Editor (Endoscopy)

Thomas Rosch (Germany)

Associate Editors

Guy Boeckxstaens (Belgium)

Patrice Cani (Belgium)

Jean-Francois Dufour (Switzerland)

Thomas Gress (Germany)

Christian Jobin (USA)

Arthur Kaser (UK)

Ernst Kuipers (The Netherlands)

Siew C Ng (Hong Kong)

Robert Thimme (Germany)

Herbert Tilg (Austria)

Fabien Zoulim (France)

Artificial Intelligence/ Machine Learning Editor

Akbar Waljee (USA)

Statistics Editors

Ruben Hernaez (USA)

Susan Hutfless (USA)

Editorial Office

Gut

BMJ Journals

BMA House, Tavistock Square

London, WC1H 9JR, UK

E: [info.gut@bmj.com](mailto:info.gut@bmj.com)

ISSN: 0017-5749 (print)

ISSN: 1468-3288 (online)


**Disclaimer:** The Editor of *Gut* has been granted editorial freedom and *Gut* is published in accordance with editorial guidelines issued by the World Association of Medical Editors and the Committee on Publication Ethics. *Gut* is primarily intended for healthcare professionals and its content is for information only. The Journal is published without any guarantee as to its accuracy or completeness and any representations or warranties are expressly excluded to the fullest extent permitted by law. Readers are advised to independently verify any information on which they choose to rely. Acceptance of advertising by *Gut* does not imply endorsement. Neither BSG nor BMJ Publishing Group Limited shall have any liability for any loss, injury or damage howsoever arising from *Gut* (except for liability which cannot be legally excluded).

**Copyright** © 2020 BMJ Publishing Group Ltd and British Society of Gastroenterology. All rights reserved; no part of this publication may be reproduced in any form without permission.

*Gut* is published by BMJ Publishing Group Ltd, typeset by Exeter Premedia Services Private Ltd, Chennai, India and printed in the UK on acid-free paper.


*Gut* (ISSN: 0017-5749) is distributed in the USA by Air Business Ltd. Periodicals postage paid at Jamaica NY 11431. POSTMASTER: send address changes to *Gut*, Air Business Ltd, c/o WN Shipping USA, 156-15, 146th Avenue, 2nd Floor, Jamaica, NY 11434, USA.

Commentaries

**973** COVID-19 and the gastrointestinal tract: more than meets the eye  
 S C Ng, H Tilg

**975** Harnessing liver progenitors in the treatment of liver fibrosis: a step in the right direction?  
 K Breitkopf-Heinlein, W-K Syn


Endoscopy news


**977** Suboptimal endoscopic cancer recognition in colorectal lesions in a national bowel screening programme  
 J L A Vleugels, L Koens, M G W Dijkstra, B Houwen, Y Hazewinkel, P Fockens, E Dekker, on behalf of the DISCOUNT study group

Leading article

**981** Gastroenterology department operational reorganisation at the time of covid-19 outbreak: an Italian and Chinese experience  
 S Danese, Z H Ran, A Repici, J Tong, P Omodei, A Aghemo, A Malesci


Guidelines


**984** British Society of Gastroenterology guidance for management of inflammatory bowel disease during the COVID-19 pandemic  
 N A Kennedy, G-R Jones, C A Lamb, R Appleby, I Arnott, R M Beattie, S Bloom, A J Brookes, R Cooney, R J Dart, C Edwards, A Fraser, D R Gaya, S Ghosh, K Greveson, R Hansen, A Hart, A B Hawthorne, BH Hayee, J K Limdi, C D Murray, G C Parkes, M Parkes, K Patel, R C Pollok, N Powell, C S Probert, T Raine, S Sebastian, C Selinger, P J Smith, C Stansfield, L Younge, J O Lindsay, P M Irving, C W Lees

**991** Practice of endoscopy during COVID-19 pandemic: position statements of the Asian Pacific Society for Digestive Endoscopy (APSDE-COVID statements)  
 P W Y Chiu, S C Ng, H Inoue, D N Reddy, E Ling Hu, J Y Cho, L KY Ho, D G Hewett, H-M Chiu, R Rerkenimit, H-P Wang, S H Ho, D W Seo, K-L Goh, H Tajiri, S Kitano, F K L Chan


Covid-19

**997** Gastrointestinal symptoms of 95 cases with SARS-CoV-2 infection  
 L Lin, X Jiang, Z Zhang, S Huang, Z Zhang, Z Fang, Z Gu, L Gao, H Shi, L Mai, Y Liu, X Lin, R Lai, Z Yan, X Li, H Shan


**1002** Epidemiological, clinical and virological characteristics of 74 cases of coronavirus-infected disease 2019 (COVID-19) with gastrointestinal symptoms  
 X Jin, J-S Lian, J-H Hu, J Gao, L Zheng, Y-M Zhang, S-R Hao, H-Y Jia, H Cai, X-L Zhang, G-D Yu, K-J Xu, X-Y Wang, J-Q Gu, S-Y Zhang, C-Y Ye, C-L Jin, Y-F Lu, X Yu, X-P Yu, J-R Huang, K-L Xu, Q Ni, C-B Yu, B Zhu, Y-T Li, J Liu, H Zhao, X Zhang, L Yu, Y-Z Guo, J-W Su, J-J Tao, G-J Lang, X-X Wu, W-R Wu, T-T Qv, D-R Xiang, P Yi, D Shi, Y Chen, Y Ren, Y-Q Qiu, L-J Li, J Sheng, Y Yang

**1010** Digestive system is a potential route of COVID-19: an analysis of single-cell coexpression pattern of key proteins in viral entry process  
 H Zhang, Z Kang, H Gong, D Xu, J Wang, Z Li, Z Li, X Cui, J Xiao, J Zhan, T Meng, W Zhou, J Liu, H Xu

Helicobacter pylori

**1019** Seven-day vonoprazan and low-dose amoxicillin dual therapy as first-line *Helicobacter pylori* treatment: a multicentre randomised trial in Japan  
 S Suzuki, T Gotoda, C Kusano, H Ikehara, R Ichijima, M Ohyauchi, H Ito, M Kawamura, Y Ogata, M Ohtaka, M Nakahara, K Kawabe

Stomach

**1027** Single-cell transcriptional analyses of spasmolytic polypeptide-expressing metaplasia arising from acute drug injury and chronic inflammation in the stomach  
 K A Bockerstett, S A Lewis, K J Wolf, C N Noto, N M Jackson, E L Ford, T-H Ahn, R J DiPaolo

MORE CONTENTS ►



This article has been chosen by the Editor to be of special interest or importance and is freely available online.



This article has been made freely available online under the BMJ Journals open access scheme. See <http://authors.bmj.com/open-access/>



Member since 2008

This journal is a member of and subscribes to the principles of the Committee on Publication Ethics

[www.publicationethics.org.uk](http://www.publicationethics.org.uk)




When you have finished with this magazine please recycle it.

- 1039** Integrated paired-end enhancer profiling and whole-genome sequencing reveals recurrent *CCNE1* and *IGF2* enhancer hijacking in primary gastric adenocarcinoma  
*W F Ooi, A M Nargund, K J Lim, S Zhang, M Xing, A Mandoli, J Q Lim, S W T Ho, Y Guo, X Yao, S J Lin, T Nandi, C Xu, X Ong, M Lee, A L-K Tan, Y N Lam, J X Teo, A Kaneda, K P White, W K Lim, S G Rozen, B T Teh, S Li, A J Skanderup, P Tan*

## Inflammatory bowel disease

- 1053** Anti-TNF therapy in IBD exerts its therapeutic effect through macrophage IL-10 signalling  
 OPEN ACCESS  
*P J Koelink, F M Bloemendaal, B Li, L Westera, E W M Vogels, M van Roest, A K Gloudemans, A B van 't Wout, H Korf, S Vermeire, A A te Velde, C Y Ponsioen, G RAM D'Haens, J S Verbeek, T L Geiger, M E Wildenberg, G R van den Brink*


## Gut microbiota

- 1064** Gut microbiota shape 'inflamm-ageing' cytokines and account for age-dependent decline in DNA damage repair  
*A Guedj, Y Volman, A Geiger-Maor, J Bolik, N Schumacher, S Künzel, J F Baines, Y Nevo, S Elgavish, E Galun, H Amsalem, D Schmidt-Arras, J Rachmilewitz*
- 1076** No distinct microbiome signature of irritable bowel syndrome found in a Swedish random population  
 OPEN ACCESS  
*L W Hugerth, A Andreasson, N J Talley, A M Forsberg, L Kjellström, P T Schmidt, L Agreus, L Engstrand*



## Endoscopy

- 1085** Endosonography-guided gallbladder drainage versus percutaneous cholecystostomy in very high-risk surgical patients with acute cholecystitis: an international randomised multicentre controlled superiority trial (DRAC 1)  
*A Y B Teoh, M Kitano, T Itoi, M Pérez-Miranda, T Ogura, S M Chan, C Serna-Higuera, S Omoto, R Torres-Yuste, T Tsuichiya, K T Wong, C-H Leung, P W Y Chiu, E K W Ng, J Y W Lau*

## Colon


- 1092** Exploiting differential Wnt target gene expression to generate a molecular biomarker for colorectal cancer stratification  
 OPEN ACCESS  
*S O Kleeman, V H Koelzer, H J S Jones, E G Vazquez, H Davis, J E East, R Arnold, M A J Koppens, A Blake, E Domingo, C Cunningham, A D Beggs, V Pestinger, M B Loughrey, L-M Wang, T R M Lannagan, S L Woods, D Worthley, S: CORT Consortium, I Tomlinson, P D Dunne, T Maughan, S J Leedham*

## Hepatology

- 1104** Growth differentiation factor 11 attenuates liver fibrosis via expansion of liver progenitor cells  
 EDITOR'S CHOICE  
 OPEN ACCESS  
*Z Dai, G Song, A Balakrishnan, T Yang, Q Yuan, S Möbus, A-C Weiss, M Bentler, J Zhu, X Jiang, X Shen, H Bantel, E Jaeckel, A Kispert, A Vogel, A Saborowski, H Büning, M Manns, T Cantz, M Ott, A D Sharma*

- 1116** Quantifying and monitoring fibrosis in non-alcoholic fatty liver disease using dual-photon microscopy  
*Y Wang, G L-H Wong, F-P He, J Sun, A W-H Chan, J Yang, S S-T Shu, X Liang, Y K Tse, X-T Fan, J Hou, H L-Y Chan, V W-S Wong*

## Recent advances in clinical practice

- 1127** Albumin in decompensated cirrhosis: new concepts and perspectives  
 OPEN ACCESS  
*M Bernardi, P Angeli, J Claria, R Moreau, P Gines, R Jalan, P Caraceni, J Fernandez, A L Gerbes, A J O'Brien, J Trebicka, T Thevenot, V Arroyo*

## JournalScan

- 1139** GI highlights from the literature  
*P J Smith*

## PostScript

- 1141** Letters  
 OPEN ACCESS

## Editor's quiz: GI snapshot

- 980** Seeing red after a prostate procedure  
*M H Brodermann, M A Samaan, S Mehta, S McCartney*

## Electronic pages

- e3** Correction: *Management of patients with increased risk for familial pancreatic cancer: updated recommendations for the international cancer of the pancreas screening (CAPS) Consortium*
- e4** Correction: *Cancer risk and survival in path \_MMR carriers by gene and gender up to 75 years of age: a report from the Prospective Lynch Syndrome Database*