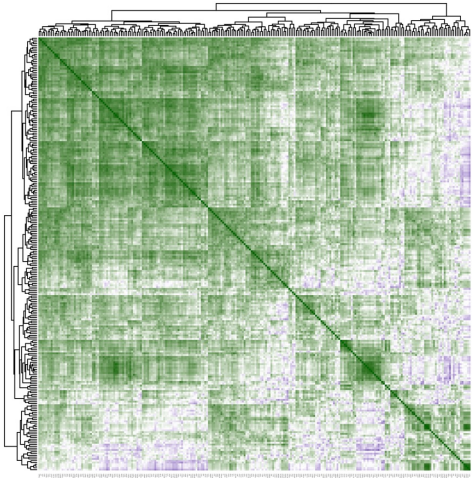
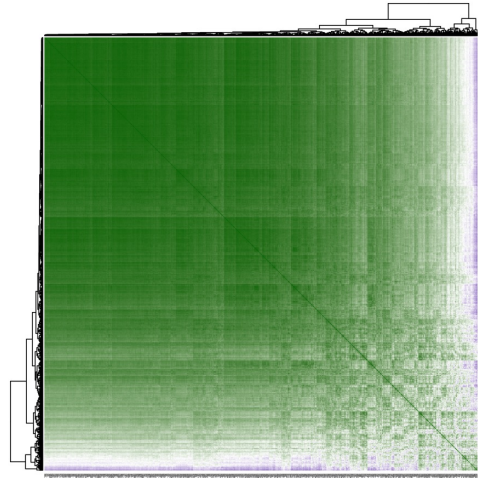


## PanCK segment

Pearson correlation matrix of genes that positively associate with CRC onset  
(n= 242, mean correlation = 0.33)

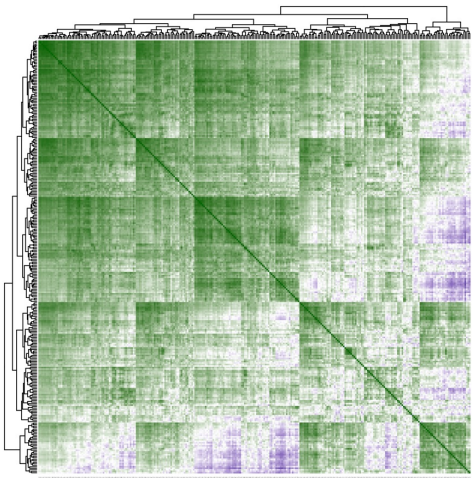


Pearson correlation matrix of genes that negatively associate with CRC onset  
(n= 1152, mean correlation = 0.64)



## Vimentin segment

Pearson correlation matrix of genes that positively associate with CRC onset  
(n= 288, mean correlation = 0.36)



Pearson correlation matrix of genes that negatively associate with CRC onset  
(n= 857, mean correlation = 0.56)

