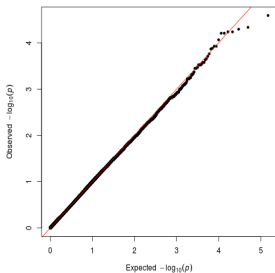
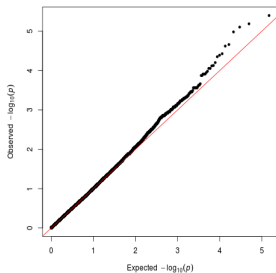
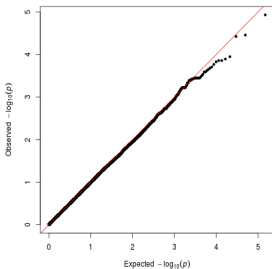


Q-Q plot of P values in IBD cohortQ-Q plot of P values in LifeLines-DEEP cohort

B

Superpathway of acetyl-CoA biosynthesisQ-Q plot of P values in IBD cohortQ-Q plot of P values in LifeLines-DEEP cohort