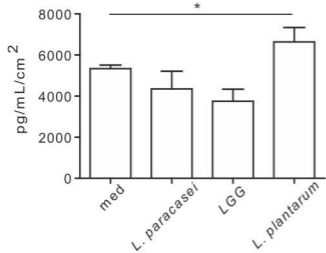
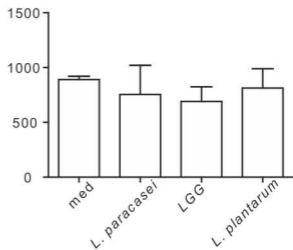
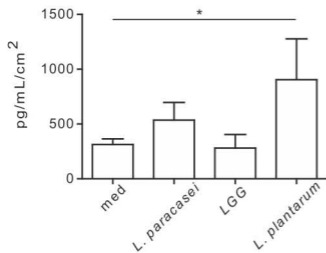
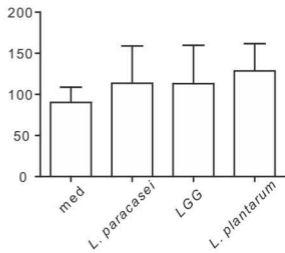


CCL4**IL10****IL1b****TNF**

Suppl. Fig. 5: Cytokine secretion profiles after probiotic inoculation in healthy tissues. Tissues were stimulated with the indicated probiotics (4×10^7 CFU/cm²) as described and cytokine and chemokine secretion in the basolateral supernatant was measured by CBA. Error bars represent SEM between 5 samples and statistical significance was measured by ANOVA.